



MMS Medical  
51 East Gate Drive,  
Little Island,  
Cork.  
T: 021 461 8000  
F: 021 461 8099  
E: [sales@mmsmedical.ie](mailto:sales@mmsmedical.ie)

MMS Medical  
Unit 81,  
Western Parkway Business Park,  
Lower Ballymount Road,  
Dublin 12.  
T: 01 450 0582  
F: 01 456 5889  
E: [sales@mmsmedical.ie](mailto:sales@mmsmedical.ie)

# QBITUS PRODUCTS

## Community

DESIGNED FOR COMMUNITY NURSING

## Mercury

POSTURAL AND PRESSURE-RELIEVING SEATING

## Mercury Xtreme

POSTURAL AND PRESSURE-RELIEVING SEATING

## Q-Care

POSTURAL AND PRESSURE-RELIEVING SEATING

## Dynamic

HIGH-PERFORMANCE, ENVIRONMENTALLY FRIENDLY  
MEMORY FOAMS

## Bespoke & Miscellaneous

GENERAL SEATING COMPONENTS



[www.mmsmedical.ie](http://www.mmsmedical.ie)

MMS Medical  
51 East Gate Drive,  
Little Island,  
Cork.  
T: 021 461 8000  
F: 021 461 8099  
E: [sales@mmsmedical.ie](mailto:sales@mmsmedical.ie)

MMS Medical  
Unit 81,  
Western Parkway Business Park,  
Lower Ballymount Road,  
Dublin 12.  
T: 01 450 0582  
F: 01 456 5889  
E: [sales@mmsmedical.ie](mailto:sales@mmsmedical.ie)

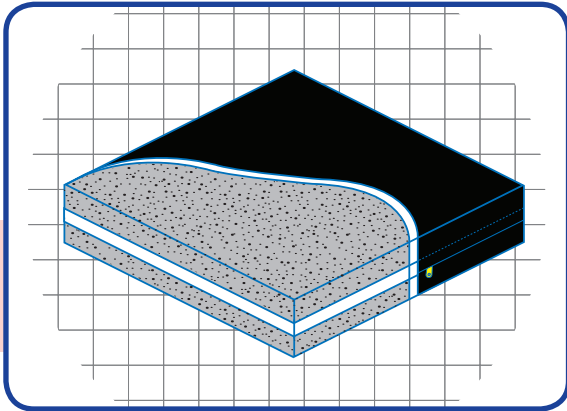
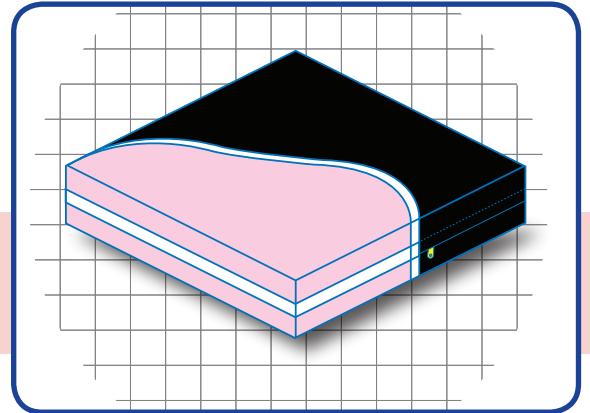


FM 30965

# Community Range

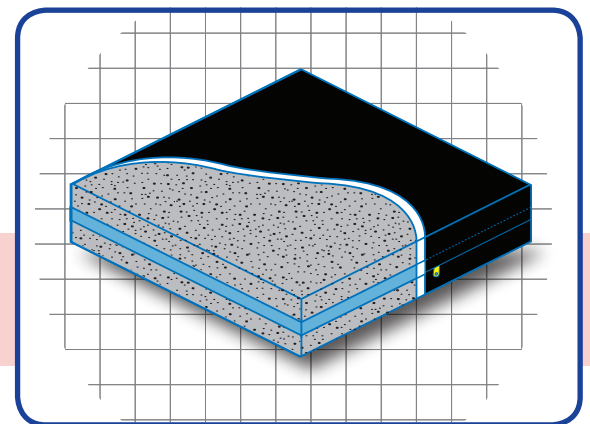
## Community One

LOW/MEDIUM RISK



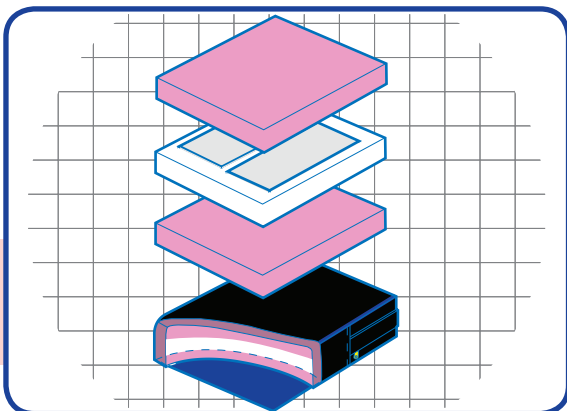
## Community Two

MEDIUM/HIGH RISK



## Community Three

HIGH RISK – HIGH LOAD



## Community Gel

MEDIUM/HIGH RISK WITH POSTURE CONTROL

# Community Range

The Community range of cushioning was specifically designed with community nursing and practices in mind.

The design brief was to develop a product range where comfort, performance, durability and safety were integral elements to all items.

In the Community range of cushioning, comfort is achieved by using carefully selected materials which are suitable for long-term use, whilst being easy to maintain and hygienic.

The choice of raw materials also enhances the performance, making sure they are appropriate to the risk factor and load bearing qualities of the particular item.

As with every Qbitus product, the design and construction of the Community range ensures high durability, whilst conforming to all present safety regulations.

All relevant care, safety and directional information is included with the product.



[www.mmsmedical.ie](http://www.mmsmedical.ie)

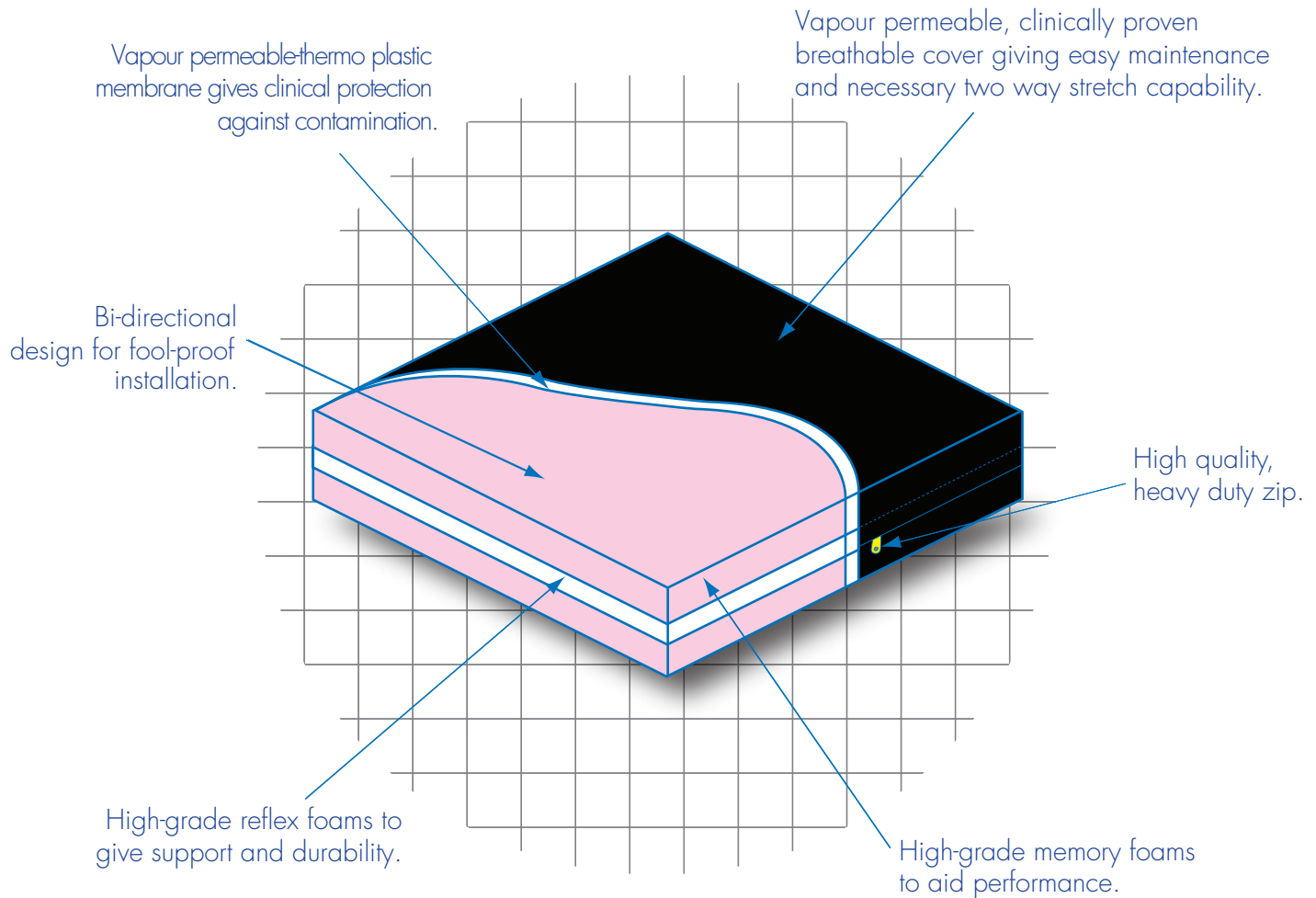
MMS Medical  
51 East Gate Drive,  
Little Island,  
Cork.  
T: 021 461 8000  
F: 021 461 8099  
E: [sales@mmsmedical.ie](mailto:sales@mmsmedical.ie)

MMS Medical  
Unit 81,  
Western Parkway Business Park,  
Lower Ballymount Road,  
Dublin 12.  
T: 01 450 0582  
F: 01 456 5889  
E: [sales@mmsmedical.ie](mailto:sales@mmsmedical.ie)



FM 30965





## APPLICATION

**\*LOW/MEDIUM RISK USER**

**Sizes: Up to 18" x 18"**  
Larger sizes available POA.

# Community One

**C1**



[www.mmsmedical.ie](http://www.mmsmedical.ie)

MMS Medical  
51 East Gate Drive,  
Little Island,  
Cork.  
T: 021 461 8000  
F: 021 461 8099  
E: [sales@mmsmedical.ie](mailto:sales@mmsmedical.ie)

MMS Medical  
Unit 81,  
Western Parkway Business Park,  
Lower Ballymount Road,  
Dublin 12.  
T: 01 450 0582  
F: 01 456 5889  
E: [sales@mmsmedical.ie](mailto:sales@mmsmedical.ie)



# Community One

<b>Description:</b>	<p>The Community One is a special bi-directional cushion constructed in multi-layer format, consisting of both reflex and memory foams. This results in an extremely comfortable and high-performance product with the added bonus of making installation very user friendly.</p> <p>This product fulfils the design directive for the Community range, ensuring high levels of comfort, performance, durability, and safety.</p>
<b>Sizes:</b>	Up to 18" x 18". All cushions are 3" in thickness. Larger sizes available POA.
<b>Cover:</b>	Vapour permeable cover with a concealed heavy duty zip and internal vapour permeable thermo plastic liner.
<b>Risk Category*:</b>	Low/medium
<b>Weight Guide†:</b>	For maximum comfort, durability and performance the weight guide on a 17" x 17" is 14 - 15 stone (89-95kg)
<b>Support Pressure:</b>	1lb per square inch at 50% compression or deflection
<b>Linear Load Limit:</b>	21 stone (133 kg) on a typical 17"x17" cushion
<b>Availability:</b>	Individually or in bulk (bulk prices by negotiation)

\* Risk categories are given as a guide and rely on your judgement and experience.

† Weight Guides are a general indication of an ideal user weight to give optimum durability, comfort and performance; it is not a definitive or maximum value. (This product has been tested to 325lb (146kg) without failure).

## Instructions for Use and Cleaning

### DESIGN

The device has been designed to provide the correct levels of pressure reduction, support and comfort which are needed and according to the design the correct amount of postural assistance.

### PLACEMENT

1. Before using the cushion for the first time, please remove the outer packaging if present and check that the chair seat has no objects or projections which may damage the new cushion.
2. Place the device onto the chair ensuring that our label is on the base of the device (ie. do not sit or lean on the label side).

### CLEANING

The cushion has removable covers and can be cleaned according to the material type. If possible sponge off any spillage or contamination as soon as possible with hot water and soap. Do not remove the special transparent liner (if fitted) but sponge it down.

**DO NOT PLACE THE WHOLE DEVICE  
DIRECTLY INTO A WASHING MACHINE**

### DOMESTIC CLEANING

All products have an approved cleaning label which you should follow to ensure durability and cleanliness of the product.

ALL WATERPROOF COVERS wipe over with hot water and soap, a mild hypochlorite solution can also be used (Milton) if desired. Vapour permeable material, towelling and spacer covers can be machine washed at 60 degrees and tumbled dry on warm only. Leave to air dry before refitting. Do not use furniture polish on the cover.

### CLEANING INSTITUTIONAL VAPOUR PERMEABLE MATERIAL

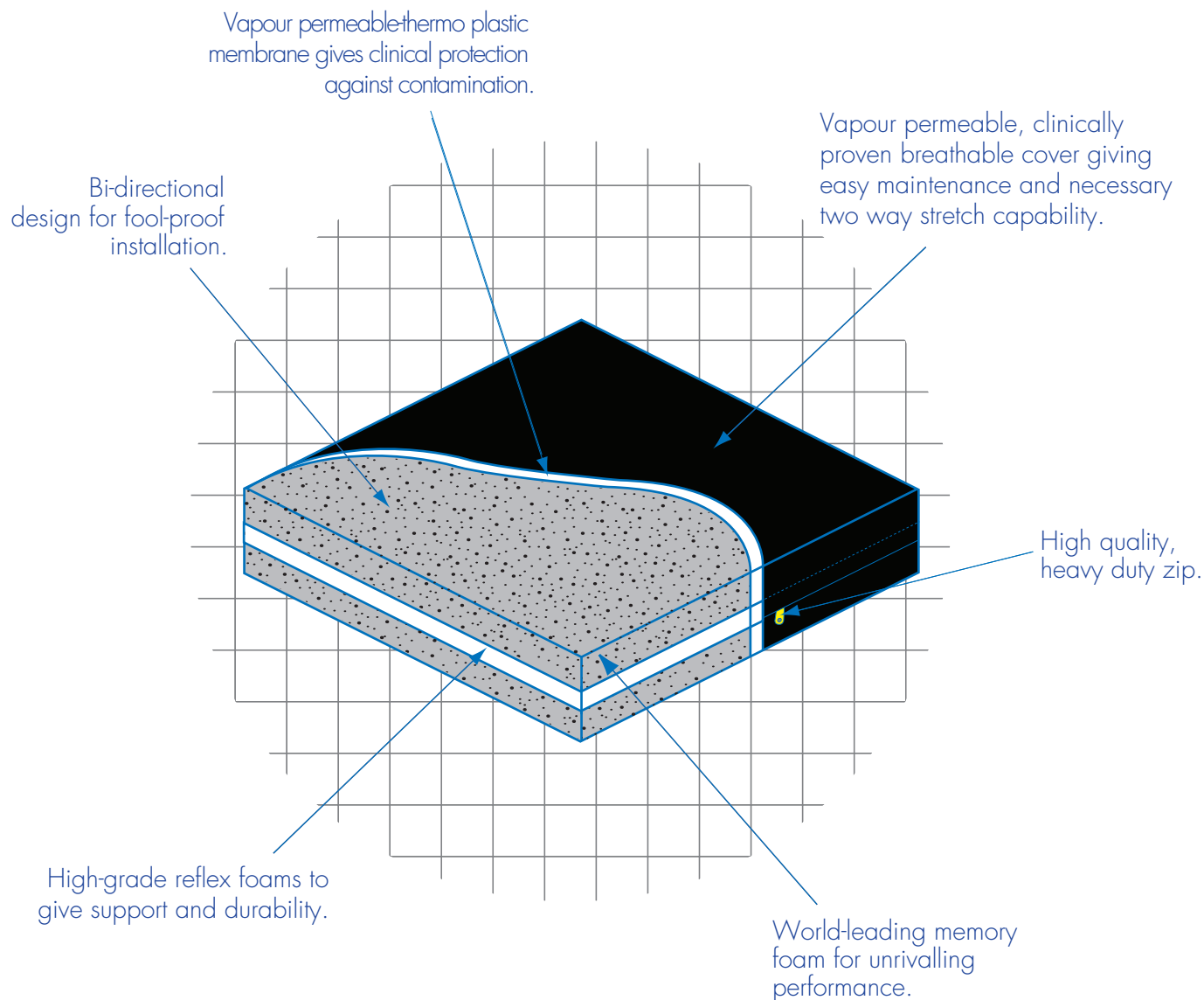
Can be washed at 60 degrees Celsius or dry cleaned.

Wipe over with full strength Sodium Hypochlorite or Sodium Dichloroisocyanurate and maintain surface contact for 2-5 minutes.

Wipe off and rinse with clean water and dry.

### DO NOT USE PHENOL BASED PRODUCTS ON ANY WATERPROOF COVER

If MRSA is suspected or confirmed please contact your Infection Control Department for advice.



## APPLICATION

**\*MEDIUM/HIGH RISK USER**

**Sizes: Up to 18" x 18"**  
Larger sizes available POA.

# Community Two

**C2**



[www.mmsmedical.ie](http://www.mmsmedical.ie)

MMS Medical  
51 East Gate Drive,  
Little Island,  
Cork.  
T: 021 461 8000  
F: 021 461 8099  
E: [sales@mmsmedical.ie](mailto:sales@mmsmedical.ie)

MMS Medical  
Unit 81,  
Western Parkway Business Park,  
Lower Ballymount Road,  
Dublin 12.  
T: 01 450 0582  
F: 01 456 5889  
E: [sales@mmsmedical.ie](mailto:sales@mmsmedical.ie)



# Community Two

<b>Description:</b>	<p>The Community Two is similar to the Community One in that it is a bi-directional product, constructed in a multi layer format. The cushion uses some of the highest performing memory foams available worldwide, making it one of the finest of its type.</p> <p>To be considered where increased load bearing and pressure reduction are important; with the added bonus of being almost impossible to install incorrectly.</p> <p>This product fulfils the design directive for the Community range, ensuring high levels of comfort, performance, durability, and safety.</p>
<b>Sizes:</b>	Up to 18" x 18". All cushions are 3" in thickness. Larger sizes available POA.
<b>Cover:</b>	Vapour permeable cover complete with concealed heavy duty zip and internal vapour permeable thermo plastic liner membrane.
<b>Risk Category*:</b>	Medium/high, and where heavier clients are being considered.
<b>Weight Guide†:</b>	For maximum comfort, durability and performance the weight guide on a 17" x 17" is 18 stone (114kg)
<b>Support Pressure:</b>	1½ lb per square inch at 50% compression or deflection
<b>Linear Load Limit:</b>	31 stone (196kg) on a typical 17"x17" cushion.
<b>Availability:</b>	Individually or in bulk (bulk prices by negotiation)

\* Risk categories are given as a guide and rely on your judgement and experience.

† Weight Guides are a general indication of an ideal user weight to give optimum durability, comfort and performance; it is not a definitive or maximum value. (This product has been tested to 325lb (146kg) without failure).

## Instructions for Use and Cleaning

### DESIGN

The device has been designed to provide the correct levels of pressure reduction, support and comfort which are needed and according to the design the correct amount of postural assistance.

### PLACEMENT

1. Before using the cushion for the first time, please remove the outer packaging if present and check that the chair seat has no objects or projections which may damage the new cushion.
2. Place the device onto the chair ensuring that our label is on the base of the device (ie. do not sit or lean on the label side).

### CLEANING

The cushion has removable covers and can be cleaned according to the material type. If possible sponge off any spillage or contamination as soon as possible with hot water and soap. Do not remove the special transparent liner (if fitted) but sponge it down.

**DO NOT PLACE THE WHOLE DEVICE  
DIRECTLY INTO A WASHING MACHINE**

### DOMESTIC CLEANING

All products have an approved cleaning label which you should follow to ensure durability and cleanliness of the product.

ALL WATERPROOF COVERS wipe over with hot water and soap, a mild hypochlorite solution can also be used (Milton) if desired. Vapour permeable material, towelling and spacer covers can be machine washed at 60 degrees and tumbled dry on warm only. Leave to air dry before refitting. Do not use furniture polish on the cover.

### CLEANING INSTITUTIONAL VAPOUR PERMEABLE MATERIAL

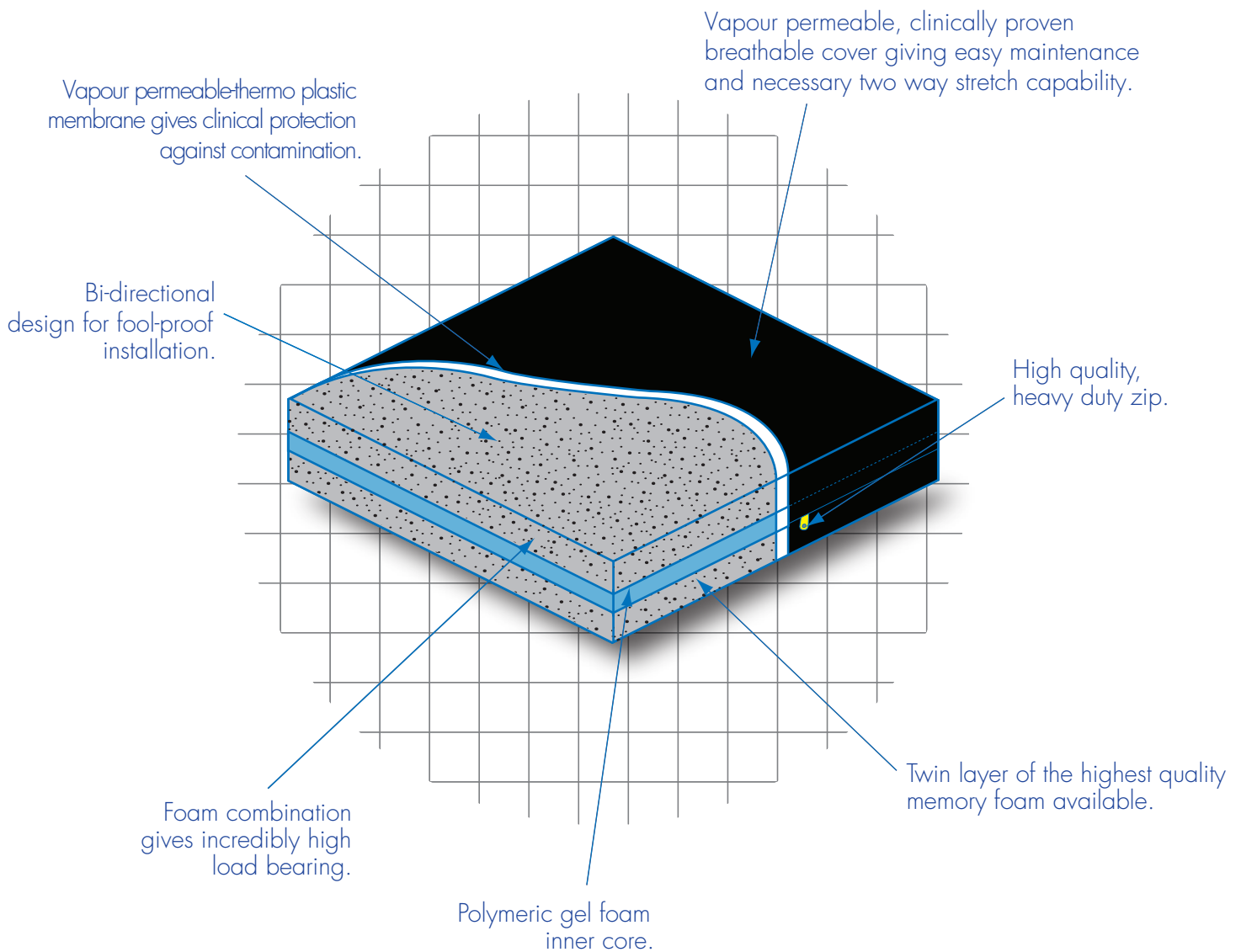
Can be washed at 60 degrees Celsius or dry cleaned.

Wipe over with full strength Sodium Hypochlorite or Sodium Dichloroisocyanurate and maintain surface contact for 2-5 minutes.

Wipe off and rinse with clean water and dry.

### DO NOT USE PHENOL BASED PRODUCTS ON ANY WATERPROOF COVER

If MRSA is suspected or confirmed please contact your Infection Control Department for advice.



**APPLICATION**  
**\*HIGH RISK USER**  
**HIGH LOAD**

**Sizes: Up to 18" x 18"**  
 Larger sizes available POA.

# Community Three

**C3**



[www.mmsmedical.ie](http://www.mmsmedical.ie)

MMS Medical  
 51 East Gate Drive,  
 Little Island,  
 Cork.  
 T: 021 461 8000  
 F: 021 461 8099  
 E: [sales@mmsmedical.ie](mailto:sales@mmsmedical.ie)

MMS Medical  
 Unit 81,  
 Western Parkway Business Park,  
 Lower Ballymount Road,  
 Dublin 12.  
 T: 01 450 0582  
 F: 01 456 5889  
 E: [sales@mmsmedical.ie](mailto:sales@mmsmedical.ie)



# Community Three

## Description:

The Community Three, like the Community One and Two is a bi-directional cushion constructed in a multi layer format.

However, the layers are purely made up from world leading memory foams, the inner core is a polymeric gel foam, its characteristics are unequalled pressure distribution (load spreader) whilst the outer two layers of memory foam have a unique ability to not only spread load but to support load (load bearing).

Unlike almost all other memory foams, both are temperature stable, therefore their characteristics remain constant regardless of extreme temperatures

The Community Three is able to be installed almost without error or risk to the user. The product goes above and beyond the design directive for the Community range, ensuring excellent levels of comfort, performance, durability, and safety.

## Sizes:

Up to 18" x 18". All 3" in thickness unless specified. Larger sizes available POA.

## Cover:

Vapour permeable cover complete with a concealed heavy duty zip and internal vapour permeable thermo plastic liner.

## Risk Category\*:

High, especially where very heavy clients are being considered.

## Weight Guide†:

For maximum comfort, durability and performance the weight guide on a 17" x 17" is 20 stone (127kg)

**Support Pressure:** 1¾ lbs per square inch at 50% compression or deflection

**Linear Load Limit:** 34 stone (216kg) on a typical 17"x17" cushion

**Availability:** Individually or in bulk (bulk prices by negotiation)

\* Risk categories are given as a guide and rely on your judgement and experience.

† Weight Guides are a general indication of an ideal user weight to give optimum durability, comfort and performance; it is not a definitive or maximum value. (This product has been tested to 325lb (146kg) without failure).

## Instructions for Use and Cleaning

### DESIGN

The device has been designed to provide the correct levels of pressure reduction, support and comfort which are needed and according to the design the correct amount of postural assistance.

### PLACEMENT

1. Before using the cushion for the first time, please remove the outer packaging if present and check that the chair seat has no objects or projections which may damage the new cushion.
2. Place the device onto the chair ensuring that our label is on the base of the device (ie. do not sit or lean on the label side).

### CLEANING

The cushion has removable covers and can be cleaned according to the material type. If possible sponge off any spillage or contamination as soon as possible with hot water and soap. Do not remove the special transparent liner (if fitted) but sponge it down.

**DO NOT PLACE THE WHOLE DEVICE  
DIRECTLY INTO A WASHING MACHINE**

### DOMESTIC CLEANING

All products have an approved cleaning label which you should follow to ensure durability and cleanliness of the product.

ALL WATERPROOF COVERS wipe over with hot water and soap, a mild hypochlorite solution can also be used (Milton) if desired. Vapour permeable material, towelling and spacer covers can be machine washed at 60 degrees and tumbled dry on warm only. Leave to air dry before refitting. Do not use furniture polish on the cover.

### CLEANING INSTITUTIONAL VAPOUR PERMEABLE MATERIAL

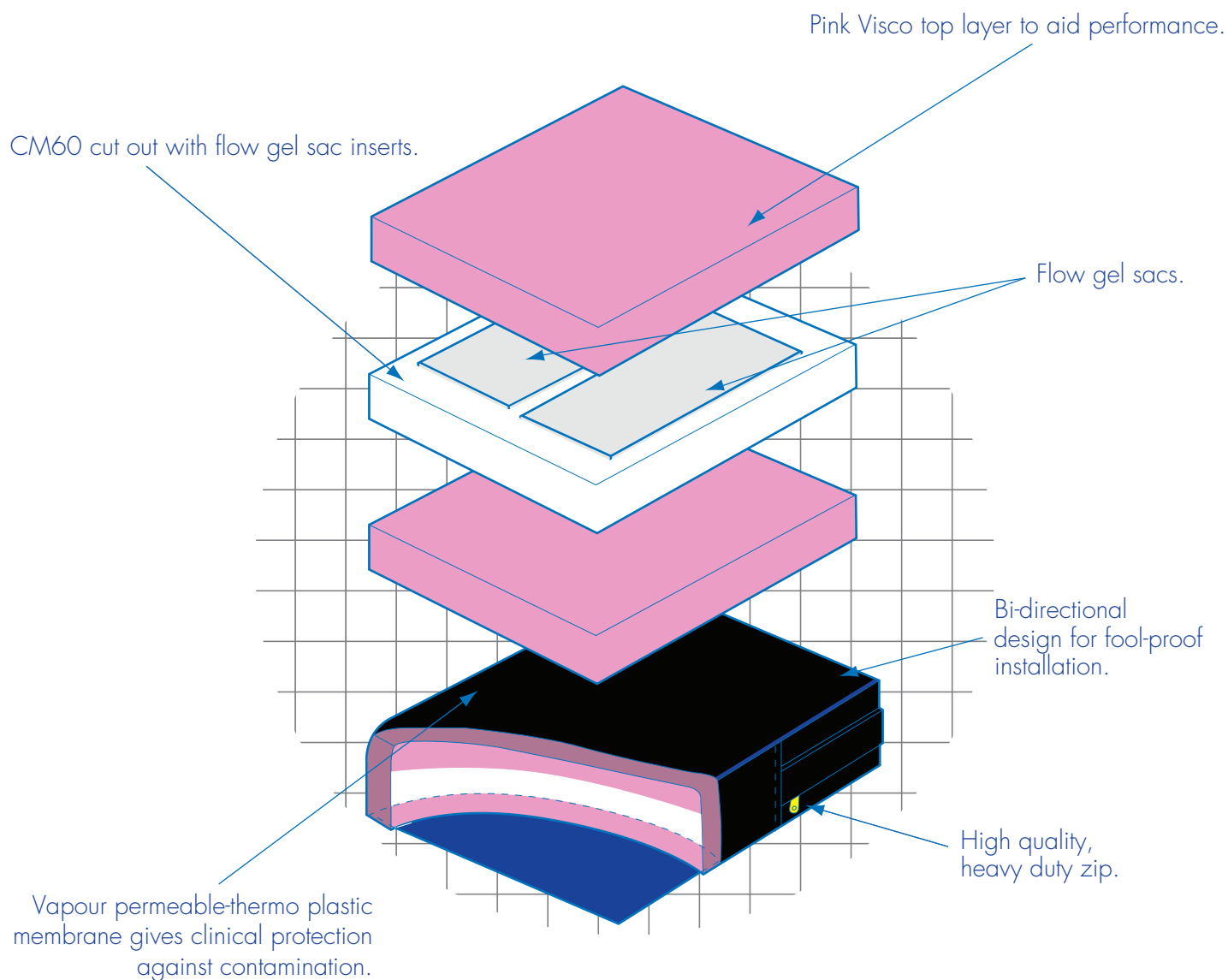
Can be washed at 60 degrees Celsius or dry cleaned.

Wipe over with full strength Sodium Hypochlorite or Sodium Dichloroisocyanurate and maintain surface contact for 2-5 minutes.

Wipe off and rinse with clean water and dry.

### DO NOT USE PHENOL BASED PRODUCTS ON ANY WATERPROOF COVER

If MRSA is suspected or confirmed please contact your Infection Control Department for advice.



## APPLICATION

**\*MEDIUM/HIGH RISK USER**

**Sizes: Up to 18" x 18"**  
Larger sizes available POA.

# Community Gel

**CG**



[www.mmsmedical.ie](http://www.mmsmedical.ie)

MMS Medical  
51 East Gate Drive,  
Little Island,  
Cork.  
T: 021 461 8000  
F: 021 461 8099  
E: [sales@mmsmedical.ie](mailto:sales@mmsmedical.ie)

MMS Medical  
Unit 81,  
Western Parkway Business Park,  
Lower Ballymount Road,  
Dublin 12.  
T: 01 450 0582  
F: 01 456 5889  
E: [sales@mmsmedical.ie](mailto:sales@mmsmedical.ie)





# Community Gel

<b>Description:</b>	<p>The Community Gel is a bi-directional product that is almost impossible to fit incorrectly, a major advantage to the busy carer, vulnerable client and concerned clinician.</p> <p>Utilising UK manufactured high grade memory foam with supporting reflex foam and the integration of the latest flow gel technology, the Community Gel cushion protects, comforts and controls.</p>
<b>Sizes:</b>	Up to 18"x18". All cushions are 3" in thickness. Larger sizes available POA.
<b>Cover:</b>	Vapour permeable cover with a concealed heavy duty zip and internal vapour permeable thermo plastic liner.
<b>Risk Category*:</b>	Medium/High
<b>Weight Guide†:</b>	For maximum comfort, durability and performance the weight guide on a 17"x17" is 14-15 stone (89-95kg)
<b>Support Pressure:</b>	1lb per square inch at 50% compression or deflection
<b>Linear Load Limit:</b>	21 stone (133kg) on a typical 17"x17" cushion
<b>Availability:</b>	Individually or in bulk (bulk prices by negotiation)

\* Risk categories are given as a guide and rely on your judgement and experience.

† Weight Guides are a general indication of an ideal user weight to give optimum durability, comfort and performance; it is not a definitive or maximum value. (This product has been tested to 325lb (146kg) without failure).

## Instructions for Use and Cleaning

### DESIGN

The device has been designed to provide the correct levels of pressure reduction, support and comfort which are needed and according to the design the correct amount of postural assistance.

### PLACEMENT

1. Before using the cushion for the first time, please remove the outer packaging if present and check that the chair seat has no objects or projections which may damage the new cushion.
2. Place the device onto the chair ensuring that our label is on the base of the device (ie. do not sit or lean on the label side).

### CLEANING

The cushion has removable covers and can be cleaned according to the material type. If possible sponge off any spillage or contamination as soon as possible with hot water and soap. Do not remove the special transparent liner (if fitted) but sponge it down.

**DO NOT PLACE THE WHOLE DEVICE  
DIRECTLY INTO A WASHING MACHINE**

### DOMESTIC CLEANING

All products have an approved cleaning label which you should follow to ensure durability and cleanliness of the product.

ALL WATERPROOF COVERS wipe over with hot water and soap, a mild hypochlorite solution can also be used (Milton) if desired. Vapour permeable material, towelling and spacer covers can be machine washed at 60 degrees and tumbled dry on warm only. Leave to air dry before refitting. Do not use furniture polish on the cover.

### CLEANING INSTITUTIONAL VAPOUR PERMEABLE MATERIAL

Can be washed at 60 degrees Celsius or dry cleaned.

Wipe over with full strength Sodium Hypochlorite or Sodium Dichloroisocyanurate and maintain surface contact for 2-5 minutes.


Wipe off and rinse with clean water and dry.

### DO NOT USE PHENOL BASED PRODUCTS ON ANY WATERPROOF COVER

If MRSA is suspected or confirmed please contact your Infection Control Department for advice.



# Mercury Range

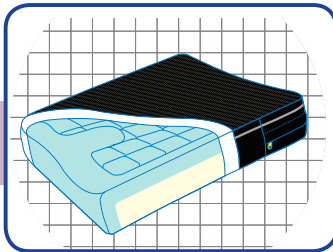
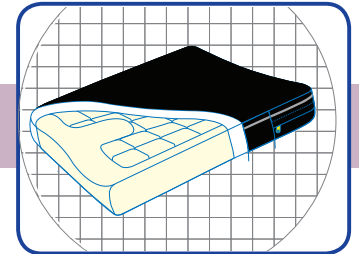


## Mercury Junior

PAEDIATRIC WITH POSTURE CONTROL


LOW/MEDIUM RISK WITH POSTURE CONTROL

## Mercury 50



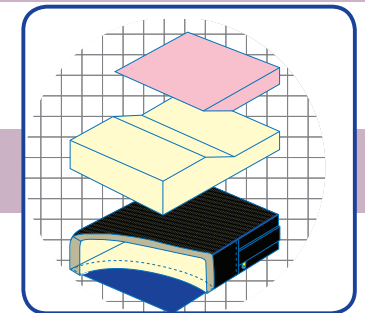
## Mercury 100

LOW/MEDIUM RISK WITH POSTURE CONTROL



## Mercury 175

MEDIUM RISK WITH POSTURE CONTROL

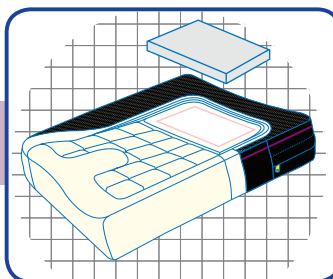
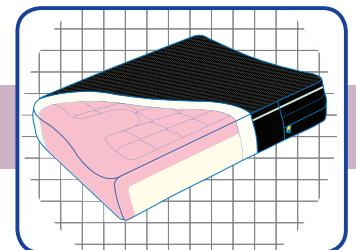


MEDIUM RISK

## Mercury 150

MEDIUM/HIGH RISK WITH POSTURE CONTROL

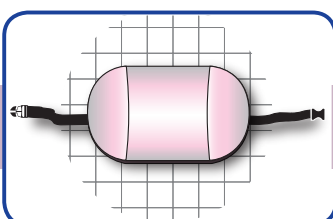
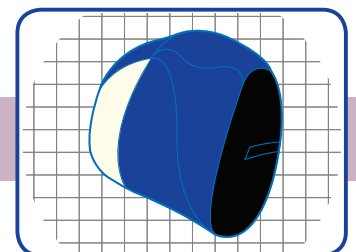
## Mercury 200



## Mercury 300

HIGH RISK WITH POSTURE CONTROL

## Mercury Posture Back



## Mercury Lumbar Pad

# Mercury Range

The Mercury range of seating components were designed to offer high quality, high performance products at a competitive price, without compromising integrity.

The range consists of products designed for specific types of application, from low risk to high risk, linear designs to seating with posture control, low profile to extreme profile, paediatric to large adult, seat cushioning to backrests.

The Mercury range uses high quality materials from the automotive and furniture industry as well as modern memory foams and gels. Covering materials range from clinically proven breathable stretch materials to new age comfort fabrics. All the products in the Mercury range come with all relevant technical, care and directional information, which is screen printed on the rear and side of the product.



[www.mmsmedical.ie](http://www.mmsmedical.ie)

MMS Medical  
51 East Gate Drive,  
Little Island,  
Cork.  
T: 021 461 8000  
F: 021 461 8099  
E: [sales@mmsmedical.ie](mailto:sales@mmsmedical.ie)

MMS Medical  
Unit 81,  
Western Parkway Business Park,  
Lower Ballymount Road,  
Dublin 12.  
T: 01 450 0582  
F: 01 456 5889  
E: [sales@mmsmedical.ie](mailto:sales@mmsmedical.ie)



FM 30965

The spacer cover promotes heat and moisture dissipation, whilst utilising the padded construction to enhance comfort.

A contoured profile aids pressure distribution while maintaining a high degree of posture control and comfort.

Printed instructions and information.

A concealed zip helps prevent fluid contamination, preferred by infection control officers.

High quality reflex foams.

A low profile contoured laminated insert with built in adduction, abduction and general posture control, whilst maintaining security and comfort.

Durable, heavy duty zip, incorporating a bright yellow slider making it easier to see, locate and use.

Piping to give an extremely smart appearance.

Rolled edge cover.

Non slip base for added security and greater client confidence.

Vapour permeable-thermo plastic membrane gives clinical protection against contamination.

## APPLICATION

**\*PAEDIATRIC CUSHION  
WITH POSTURE CONTROL**

Sizes: 9"x9" to 14"x15".

# Mercury Junior

**PC**



[www.mmsmedical.ie](http://www.mmsmedical.ie)

MMS Medical  
51 East Gate Drive,  
Little Island,  
Cork.  
T: 021 461 8000  
F: 021 461 8099  
E: [sales@mmsmedical.ie](mailto:sales@mmsmedical.ie)

MMS Medical  
Unit 81,  
Western Parkway Business Park,  
Lower Ballymount Road,  
Dublin 12.  
T: 01 450 0582  
F: 01 456 5889  
E: [sales@mmsmedical.ie](mailto:sales@mmsmedical.ie)



FM 30965

# Mercury Junior

<b>Description:</b>	A paediatric positional component, aimed at providing posture control. The Mercury Junior offers long term durability, stability, comfort and support. Available in either flat or crescent based format with the option of enhanced pressure distribution with the addition of memory foam.
<b>Sizes:</b>	9"x9" to 14"x15". All cushions are 2 ¼" in thickness.
<b>Cover:</b>	A spacer cover is issued as standard equipment, chosen for its superior heat and moisture dissipation and bringing with it a high degree of comfort, trimmed with piping and vapour permeable side banding, constructed on a non slip base for added security and incorporating a high visibility quality zip and slider, concealed for increased clinical performance. A vapour permeable thermo plastic interliner is included as standard. All relevant technical, directional and care information is clearly printed on the rear of the main cover.
<b>Risk Category*:</b>	Low/medium
<b>Weight Guide†:</b>	For maximum comfort, durability and performance the weight guide on a 14" x 15" is 10 stone (64kg)
<b>Support Pressure:</b>	1 lb per square inch at 50% compression or deflection
<b>Linear Load Limit:</b>	21 stone (133kg) on a typical 17"x17" cushion

\* Risk categories are given as a guide and rely on your judgement and experience.

† Weight Guides are a general indication of an ideal user weight to give optimum durability, comfort and performance; it is not a definitive or maximum value. (This product has been tested to 325lb (146kg) without failure).

## Instructions for Use and Cleaning

### DESIGN

The device has been designed to provide the correct levels of pressure reduction, support and comfort which are needed and according to the design the correct amount of postural assistance.

### PLACEMENT

1. Before using the cushion for the first time, please remove the outer packaging if present and check that the chair seat has no objects or projections which may damage the new cushion.
2. Place the device onto the chair ensuring that our label is on the base of the device (ie. do not sit or lean on the label side).

### CLEANING

The cushion has removable covers and can be cleaned according to the material type. If possible sponge off any spillage or contamination as soon as possible with hot water and soap. Do not remove the special transparent liner (if fitted) but sponge it down.

**DO NOT PLACE THE WHOLE DEVICE  
DIRECTLY INTO A WASHING MACHINE**

### DOMESTIC CLEANING

All products have an approved cleaning label which you should follow to ensure durability and cleanliness of the product.

ALL WATERPROOF COVERS wipe over with hot water and soap, a mild hypochlorite solution can also be used (Milton) if desired. Vapour permeable material, towelling and spacer covers can be machine washed at 60 degrees and tumbled dry on warm only. Leave to air dry before refitting. Do not use furniture polish on the cover.

### CLEANING INSTITUTIONAL VAPOUR PERMEABLE MATERIAL

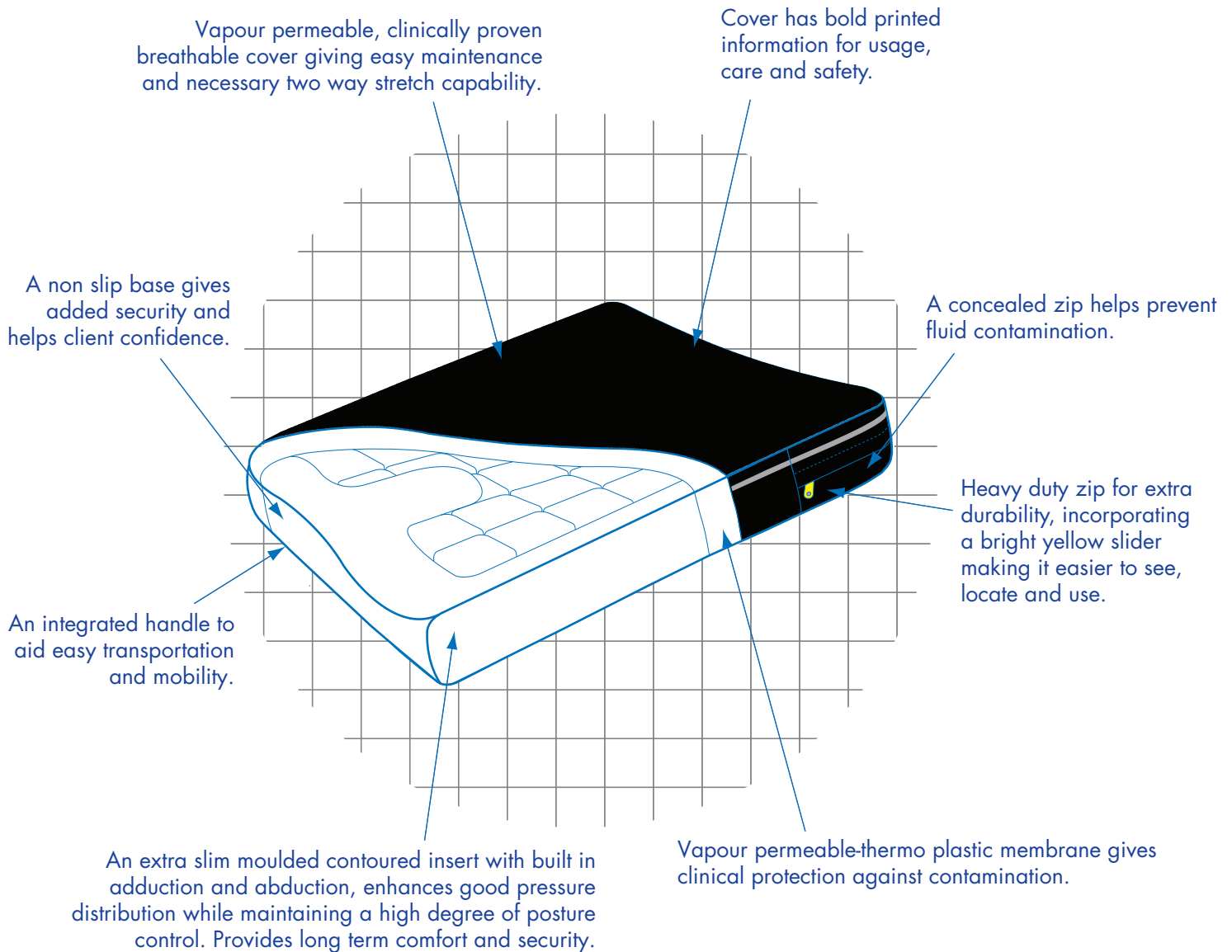
Can be washed at 60 degrees Celsius or dry cleaned.

Wipe over with full strength Sodium Hypochlorite or Sodium Dichloroisocyanurate and maintain surface contact for 2-5 minutes.

Wipe off and rinse with clean water and dry.

### DO NOT USE PHENOL BASED PRODUCTS ON ANY WATERPROOF COVER

If MRSA is suspected or confirmed please contact your Infection Control Department for advice.



## APPLICATION

**\*LOW/MEDIUM RISK USER  
WITH POSTURE CONTROL**

**Sizes: Up to 20" x 18"**  
Larger sizes available POA.

# Mercury 50

## QM50



[www.mmsmedical.ie](http://www.mmsmedical.ie)

MMS Medical  
51 East Gate Drive,  
Little Island,  
Cork.  
T: 021 461 8000  
F: 021 461 8099  
E: [sales@mmsmedical.ie](mailto:sales@mmsmedical.ie)

MMS Medical  
Unit 81,  
Western Parkway Business Park,  
Lower Ballymount Road,  
Dublin 12.  
T: 01 450 0582  
F: 01 456 5889  
E: [sales@mmsmedical.ie](mailto:sales@mmsmedical.ie)



<b>Description:</b>	An ultra low profile cushion designed for low to medium risk users who may need some degree of posture control without inhibiting the transferral process.
<b>Sizes:</b>	Up to 20" x 18". All cushions are 2 ½" in thickness. Larger sizes available POA.
<b>Cover:</b>	The cover is made from a vapour permeable clinically proven material, chosen for its medical performance, durability and ease of use. It is fitted with a heavy duty concealed zip with an easy to reach and use bright yellow slider in a concealed envelope and fitted on a non slip base for added security. All relevant safety, clinical and maintenance information is boldly printed on the rear.
<b>Risk Category*:</b>	Low/medium, comfort with posture control
<b>Foam Insert:</b>	A low profile design with integrated adduction and abduction using high grade injection moulded technology, the cold cure foam selected for its durability, comfort and consistent quality.
<b>Weight Guide†:</b>	For maximum comfort, durability and performance the weight guide on a 17" x 17" is 15 stone (95kg)
<b>Support Pressure:</b>	1lb per square inch at 50% compression or deflection
<b>Linear Load Limit:</b>	21 stone (133kg) on a typical 17"x17" cushion

\* Risk categories are given as a guide and rely on your judgement and experience.

† Weight Guides are a general indication of an ideal user weight to give optimum durability, comfort and performance; it is not a definitive or maximum value. (This product has been tested to 325lb (146kg) without failure).

## Instructions for Use and Cleaning

### DESIGN

The device has been designed to provide the correct levels of pressure reduction, support and comfort which are needed and according to the design the correct amount of postural assistance.

### PLACEMENT

1. Before using the cushion for the first time, please remove the outer packaging if present and check that the chair seat has no objects or projections which may damage the new cushion.
2. Place the device onto the chair ensuring that our label is on the base of the device (ie. do not sit or lean on the label side).

### CLEANING

The cushion has removable covers and can be cleaned according to the material type. If possible sponge off any spillage or contamination as soon as possible with hot water and soap. Do not remove the special transparent liner (if fitted) but sponge it down.

**DO NOT PLACE THE WHOLE DEVICE  
DIRECTLY INTO A WASHING MACHINE**

### DOMESTIC CLEANING

All products have an approved cleaning label which you should follow to ensure durability and cleanliness of the product.

ALL WATERPROOF COVERS wipe over with hot water and soap, a mild hypochlorite solution can also be used (Milton) if desired. Vapour permeable material, towelling and spacer covers can be machine washed at 60 degrees and tumbled dry on warm only. Leave to air dry before refitting. Do not use furniture polish on the cover.

### CLEANING INSTITUTIONAL VAPOUR PERMEABLE MATERIAL

Can be washed at 60 degrees Celsius or dry cleaned.

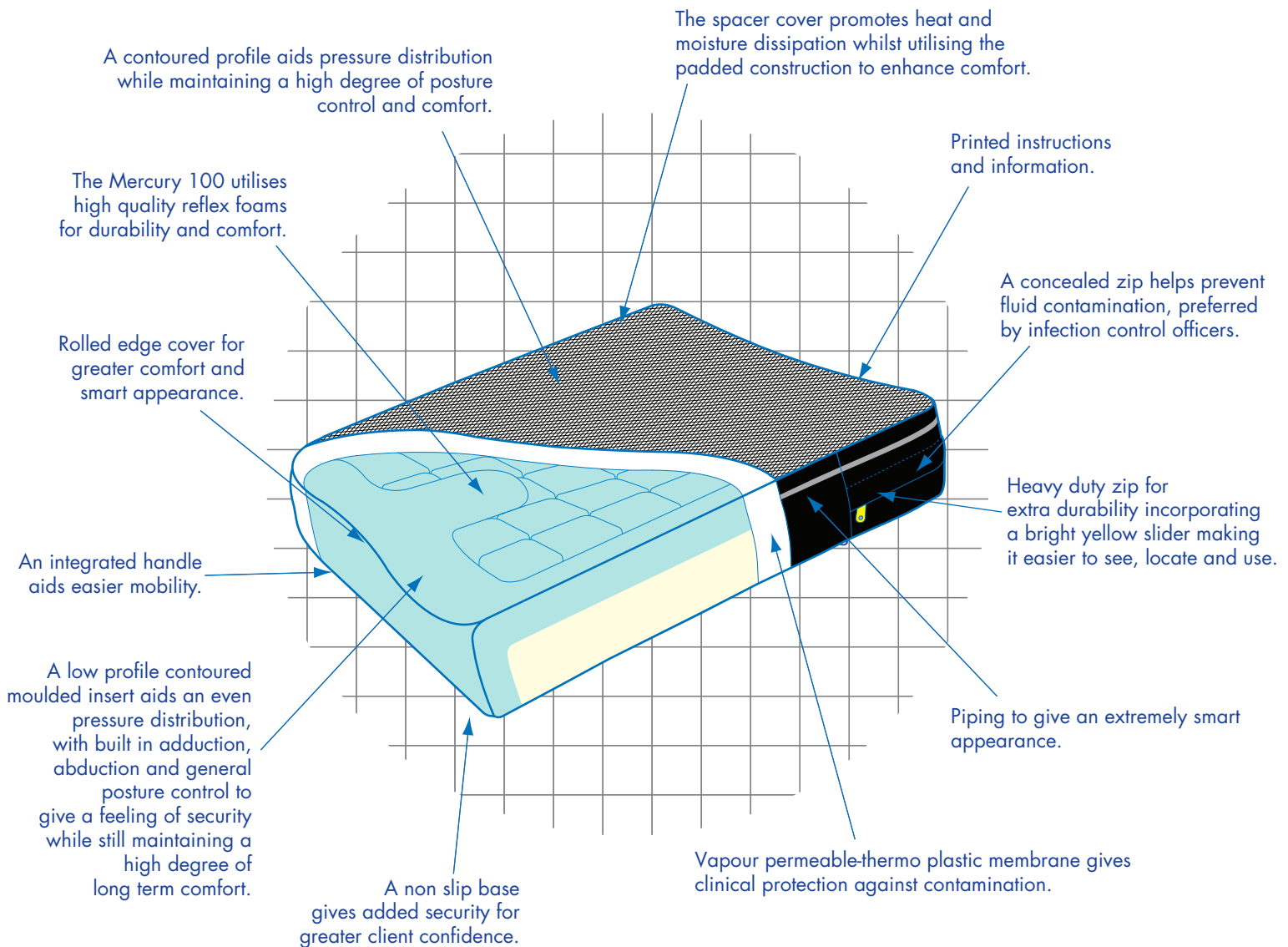
Wipe over with full strength Sodium Hypochlorite or Sodium Dichloroisocyanurate and maintain surface contact for 2-5 minutes.

Wipe off and rinse with clean water and dry.

### DO NOT USE PHENOL BASED PRODUCTS ON ANY WATERPROOF COVER

If MRSA is suspected or confirmed please contact your Infection Control Department for advice.





## APPLICATION

**\*LOW/MEDIUM RISK USER  
WITH POSTURE CONTROL**

**Sizes: Up to 20" x 18"**  
Larger sizes available POA.

# Mercury 100

## QM100



[www.mmsmedical.ie](http://www.mmsmedical.ie)

MMS Medical  
51 East Gate Drive,  
Little Island,  
Cork.  
T: 021 461 8000  
F: 021 461 8099  
E: [sales@mmsmedical.ie](mailto:sales@mmsmedical.ie)

MMS Medical  
Unit 81,  
Western Parkway Business Park,  
Lower Ballymount Road,  
Dublin 12.  
T: 01 450 0582  
F: 01 456 5889  
E: [sales@mmsmedical.ie](mailto:sales@mmsmedical.ie)



# Mercury 100

<b>Description:</b>	A cushion designed for low to medium risk users possibly needing some degree of posture control without inhibiting the transferral process.
<b>Sizes:</b>	Up to 20"x18". All cushions are 3½" in thickness. Larger sizes available POA.
<b>Cover:</b>	A spacer cover is issued as standard equipment, chosen for its superior heat and moisture dissipation and bringing with it a high degree of comfort, trimmed with piping and vapour permeable side banding, constructed on a non slip base for added security and incorporating a high visibility quality zip and slider, concealed for increased clinical performance. A vapour permeable thermo plastic interliner is included as standard. All relevant technical, directional and care information is clearly printed on the rear of the main cover.
<b>Risk Category*:</b>	Low/medium, comfort with posture control
<b>Foam Insert:</b>	A dual layer low profile moulded and laminated construction using materials chosen for their individual characteristics of durability, posture control, clinical performance and long term comfort and reliability, incorporating built in adduction and abduction and shaped to give maximum surface contact area for an even pressure distribution, inherent in all the Mercury range by design or material.
<b>Weight Guide†:</b>	For maximum comfort, durability and performance the weight guide on a 17" x 17" is 17 - 18 stone (108 - 114kg)
<b>Support Pressure:</b>	1½ lbs per square inch at 50% compression or deflection
<b>Linear Load Limit:</b>	31 stone (196kg) on a typical 17"x17" cushion

- \* Risk categories are given as a guide and rely on your judgement and experience.
- † Weight Guides are a general indication of an ideal user weight to give optimum durability, comfort and performance; it is not a definitive or maximum value. (This product has been tested to 325lb (146kg) without failure).

## Instructions for Use and Cleaning

### DESIGN

The device has been designed to provide the correct levels of pressure reduction, support and comfort which are needed and according to the design the correct amount of postural assistance.

### PLACEMENT

1. Before using the cushion for the first time, please remove the outer packaging if present and check that the chair seat has no objects or projections which may damage the new cushion.
2. Place the device onto the chair ensuring that our label is on the base of the device (ie. do not sit or lean on the label side).

### CLEANING

The cushion has removable covers and can be cleaned according to the material type. If possible sponge off any spillage or contamination as soon as possible with hot water and soap. Do not remove the special transparent liner (if fitted) but sponge it down.

**DO NOT PLACE THE WHOLE DEVICE  
DIRECTLY INTO A WASHING MACHINE**

### DOMESTIC CLEANING

All products have an approved cleaning label which you should follow to ensure durability and cleanliness of the product.

ALL WATERPROOF COVERS wipe over with hot water and soap, a mild hypochlorite solution can also be used (Milton) if desired. Vapour permeable material, towelling and spacer covers can be machine washed at 60 degrees and tumbled dry on warm only. Leave to air dry before refitting. Do not use furniture polish on the cover.

### CLEANING INSTITUTIONAL VAPOUR PERMEABLE MATERIAL

Can be washed at 60 degrees Celsius or dry cleaned.

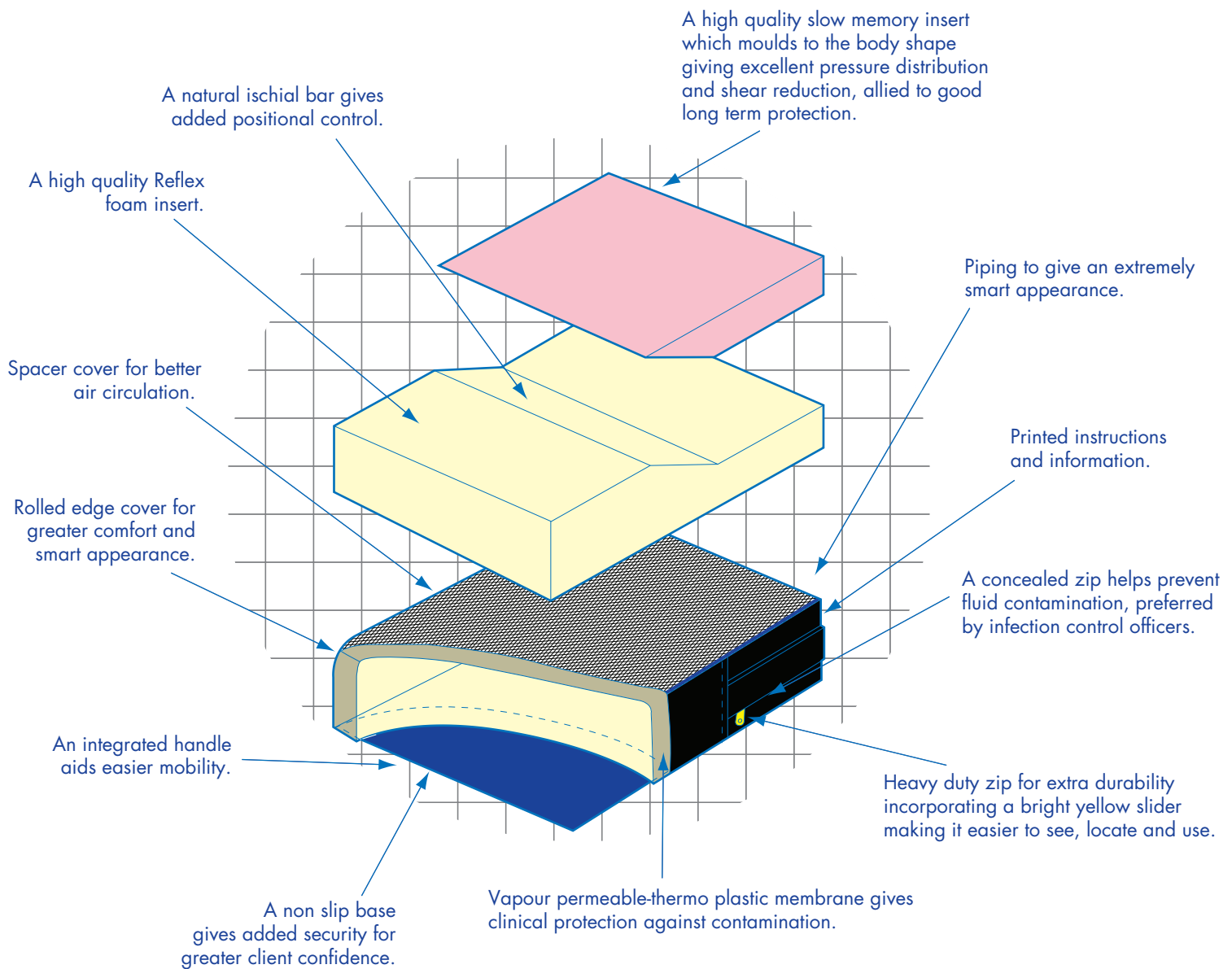
Wipe over with full strength Sodium Hypochlorite or Sodium Dichloroisocyanurate and maintain surface contact for 2-5 minutes.

Wipe off and rinse with clean water and dry.

### DO NOT USE PHENOL BASED PRODUCTS ON ANY WATERPROOF COVER

If MRSA is suspected or confirmed please contact your Infection Control Department for advice.





## APPLICATION

\*MEDIUM RISK USER

Sizes: Up to 20" x 18"  
Larger sizes available POA.

# Mercury 150

## QM150



[www.mmsmedical.ie](http://www.mmsmedical.ie)

MMS Medical  
51 East Gate Drive,  
Little Island,  
Cork.  
T: 021 461 8000  
F: 021 461 8099  
E: [sales@mmsmedical.ie](mailto:sales@mmsmedical.ie)

MMS Medical  
Unit 81,  
Western Parkway Business Park,  
Lower Ballymount Road,  
Dublin 12.  
T: 01 450 0582  
F: 01 456 5889  
E: [sales@mmsmedical.ie](mailto:sales@mmsmedical.ie)



# Mercury 150

<b>Description:</b>	Designed to be used for medium risk clients using the natural ischial bar to maintain correct positioning and where protection of the I.T. area is required. A long term durable, cost effective item.
<b>Sizes:</b>	Up to 20" x 18". All cushions are 3" in thickness. Larger sizes available POA.
<b>Cover:</b>	A spacer cover is issued as standard equipment, chosen for its superior air circulation and comfort, trimmed with piping. Vapour permeable sides, constructed on a non slip base for added security and incorporating a high visibility quality zip and slider, concealed for increased clinical performance. Vapour permeable thermo plastic interliner included as standard. All relevant technical and directional information is printed on rear of cover.
<b>Risk Category*:</b>	Medium
<b>Foam Insert:</b>	The main body consists of a high quality reflex foam which is both light and comfortable while maintaining the correct support. The addition of a slow memory section in the seating area gives high protection to the I.T. area this design incorporates a natural ischial bar to maintain client security.
<b>Weight Guide†:</b>	For maximum comfort, durability and performance the weight guide on a 17" x 17" is 15-16 stone (95-102kg)
<b>Support Pressure:</b>	1 ½ lb per square inch at 50% compression or deflection (1 ½ lb with modification)
<b>Linear Load Limit:</b>	26 stone (164kg) on a typical 17"x17" cushion

\* Risk categories are given as a guide and rely on your judgement and experience.

† Weight Guides are a general indication of an ideal user weight to give optimum durability, comfort and performance; it is not a definitive or maximum value. (This product has been tested to 325lb (146kg) without failure).

## Instructions for Use and Cleaning

### DESIGN

The device has been designed to provide the correct levels of pressure reduction, support and comfort which are needed and according to the design the correct amount of postural assistance.

### PLACEMENT

1. Before using the cushion for the first time, please remove the outer packaging if present and check that the chair seat has no objects or projections which may damage the new cushion.
2. Place the device onto the chair ensuring that our label is on the base of the device (ie. do not sit or lean on the label side).

### CLEANING

The cushion has removable covers and can be cleaned according to the material type. If possible sponge off any spillage or contamination as soon as possible with hot water and soap. Do not remove the special transparent liner (if fitted) but sponge it down.

**DO NOT PLACE THE WHOLE DEVICE  
DIRECTLY INTO A WASHING MACHINE**

### DOMESTIC CLEANING

All products have an approved cleaning label which you should follow to ensure durability and cleanliness of the product.

ALL WATERPROOF COVERS wipe over with hot water and soap, a mild hypochlorite solution can also be used (Milton) if desired. Vapour permeable material, towelling and spacer covers can be machine washed at 60 degrees and tumbled dry on warm only. Leave to air dry before refitting. Do not use furniture polish on the cover.

### CLEANING INSTITUTIONAL VAPOUR PERMEABLE MATERIAL

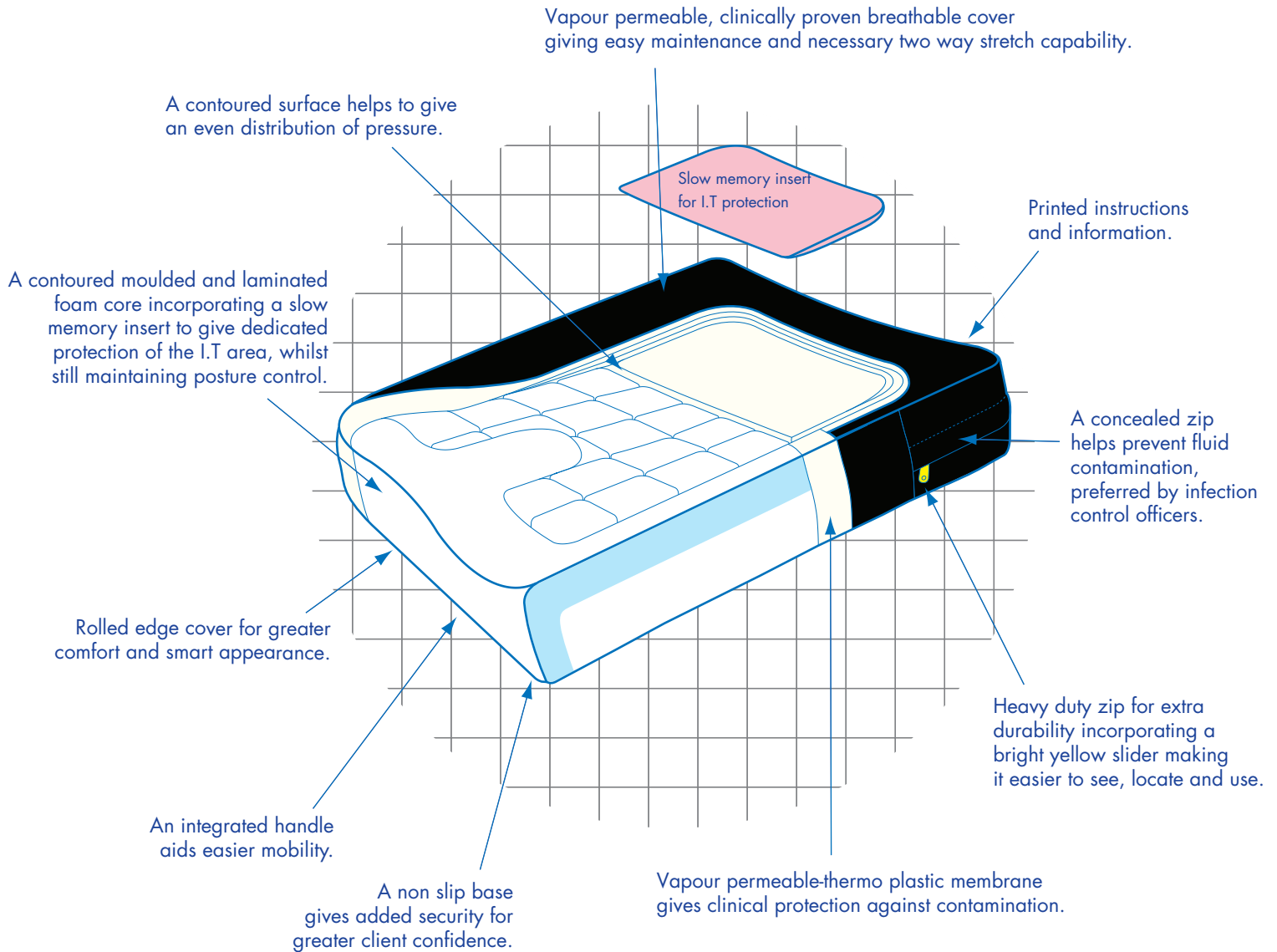
Can be washed at 60 degrees Celsius or dry cleaned.

Wipe over with full strength Sodium Hypochlorite or Sodium Dichloroisocyanurate and maintain surface contact for 2-5 minutes.

Wipe off and rinse with clean water and dry.

### DO NOT USE PHENOL BASED PRODUCTS ON ANY WATERPROOF COVER

If MRSA is suspected or confirmed please contact your Infection Control Department for advice.



## APPLICATION

**\*MEDIUM RISK USER  
WITH POSTURE CONTROL**

**Sizes: Up to 20" x 18"  
Larger sizes available POA.**

# Mercury 175

## QM175



[www.mmsmedical.ie](http://www.mmsmedical.ie)

MMS Medical  
51 East Gate Drive,  
Little Island,  
Cork.  
T: 021 461 8000  
F: 021 461 8099  
E: [sales@mmsmedical.ie](mailto:sales@mmsmedical.ie)

MMS Medical  
Unit 81,  
Western Parkway Business Park,  
Lower Ballymount Road,  
Dublin 12.  
T: 01 450 0582  
F: 01 456 5889  
E: [sales@mmsmedical.ie](mailto:sales@mmsmedical.ie)



<b>Description:</b>	To be used where posture control is the main objective but where I.T. protection is a consideration, while still maintaining a relatively low profile.
<b>Sizes:</b>	Up to 20" x 18". All cushions are 3½" in thickness. Larger sizes available POA.
<b>Cover:</b>	A vapour permeable cover (used for its clinical performance) is issued as standard and comes fitted with a concealed zip, a non slip base and vapour permeable, thermoplastic liner. All relevant technical and directional information is printed on the rear of the cover.
<b>Risk Category*:</b>	Medium with posture control.
<b>Foam Insert:</b>	A low profile moulded and laminated construction using a triple layer of materials chosen for their individual properties of posture control, durability, clinical performance and long term comfort, whilst giving excellent adduction and abduction. Pressure distribution is further enhanced in the Mercury 175 with the inclusion of a slow memory I.T. pad to give excellent protection of this commonly prone area.
<b>Weight Guide†:</b>	For maximum comfort, durability and performance the weight guide on a 17" x 17" is 17-18 stone (108-114kg)
<b>Support Pressure:</b>	1½ lbs per square inch at 50% compression or deflection
<b>Linear Load Limit:</b>	31 stone (196kg) on a typical 17"x17" cushion

- \* Risk categories are given as a guide and rely on your judgement and experience.
- † Weight Guides are a general indication of an ideal user weight to give optimum durability, comfort and performance; it is not a definitive or maximum value. (This product has been tested to 325lb (146kg) without failure).

## Instructions for Use and Cleaning

### DESIGN

The device has been designed to provide the correct levels of pressure reduction, support and comfort which are needed and according to the design the correct amount of postural assistance.

### PLACEMENT

1. Before using the cushion for the first time, please remove the outer packaging if present and check that the chair seat has no objects or projections which may damage the new cushion.
2. Place the device onto the chair ensuring that our label is on the base of the device (ie. do not sit or lean on the label side).

### CLEANING

The cushion has removable covers and can be cleaned according to the material type. If possible sponge off any spillage or contamination as soon as possible with hot water and soap. Do not remove the special transparent liner (if fitted) but sponge it down.

**DO NOT PLACE THE WHOLE DEVICE  
DIRECTLY INTO A WASHING MACHINE**

### DOMESTIC CLEANING

All products have an approved cleaning label which you should follow to ensure durability and cleanliness of the product.

ALL WATERPROOF COVERS wipe over with hot water and soap, a mild hypochlorite solution can also be used (Milton) if desired. Vapour permeable material, towelling and spacer covers can be machine washed at 60 degrees and tumbled dry on warm only. Leave to air dry before refitting. Do not use furniture polish on the cover.

### CLEANING INSTITUTIONAL VAPOUR PERMEABLE MATERIAL

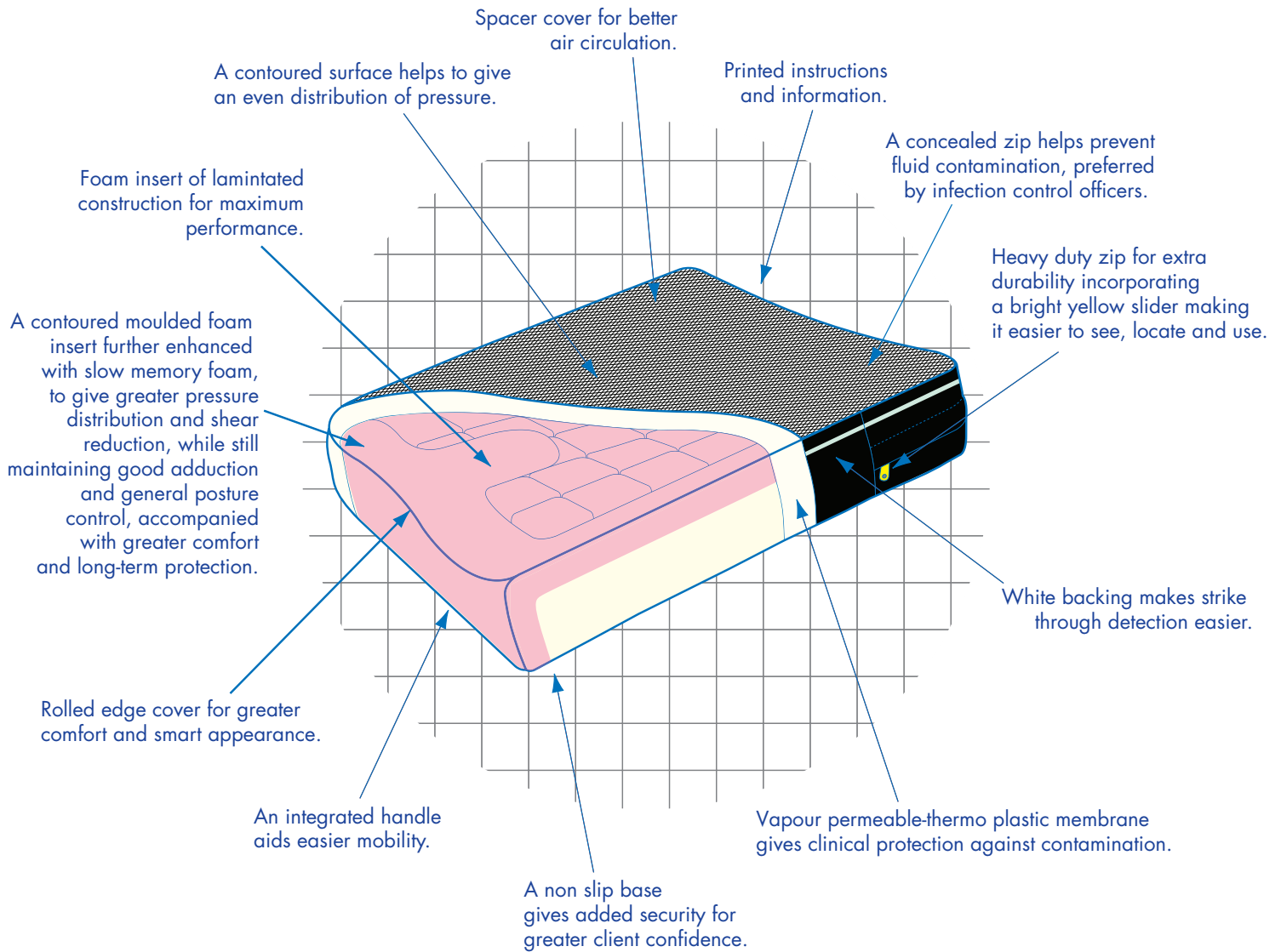
Can be washed at 60 degrees Celsius or dry cleaned.

Wipe over with full strength Sodium Hypochlorite or Sodium Dichloroisocyanurate and maintain surface contact for 2-5 minutes.

Wipe off and rinse with clean water and dry.

### DO NOT USE PHENOL BASED PRODUCTS ON ANY WATERPROOF COVER

If MRSA is suspected or confirmed please contact your Infection Control Department for advice.



## APPLICATION

**\*MEDIUM/HIGH RISK USER  
WITH POSTURE CONTROL**

**Sizes: Up to 20" x 18"**  
Larger sizes available POA.

# Mercury 200

## QM200



[www.mmsmedical.ie](http://www.mmsmedical.ie)

MMS Medical  
51 East Gate Drive,  
Little Island,  
Cork.  
T: 021 461 8000  
F: 021 461 8099  
E: [sales@mmsmedical.ie](mailto:sales@mmsmedical.ie)

MMS Medical  
Unit 81,  
Western Parkway Business Park,  
Lower Ballymount Road,  
Dublin 12.  
T: 01 450 0582  
F: 01 456 5889  
E: [sales@mmsmedical.ie](mailto:sales@mmsmedical.ie)



FM 30965

# Mercury 200

<b>Description:</b>	Designed where general pressure relief, together with a good degree of posture control, while maintaining a low profile is needed.
<b>Sizes:</b>	Up to 20"x18". All cushions are 3½" in thickness. Larger sizes available POA.
<b>Cover:</b>	A spacer cover is issued as standard equipment, chosen for its superior air circulation and comfort, trimmed with piping. The sides are vapour permeable, constructed on a non slip base for added security. It incorporates a high visibility quality zip and slider, concealed for increased clinical performance. Vapour permeable thermo plastic interliner included as standard. All relevant technical and directional information is printed on rear of the cover.
<b>Risk Category*:</b>	Medium/high with posture control.
<b>Foam Insert:</b>	A completely new method of construction. Built on a resilient cold cure base to give maximum posture control with great comfort.
<b>Weight Guide†:</b>	For maximum comfort, durability and performance the weight guide on a 17" x 17" is 17-18 stone (108-114kg)
<b>Support Pressure:</b>	1½ lbs per square inch at 50% compression or deflection
<b>Linear Load Limit:</b>	31 stone (196kg) on a typical 17"x17" cushion

\* Risk categories are given as a guide and rely on your judgement and experience.

† Weight Guides are a general indication of an ideal user weight to give optimum durability, comfort and performance; it is not a definitive or maximum value. (This product has been tested to 325lb (146kg) without failure).

## Instructions for Use and Cleaning

### DESIGN

The device has been designed to provide the correct levels of pressure reduction, support and comfort which are needed and according to the design the correct amount of postural assistance.

### PLACEMENT

1. Before using the cushion for the first time, please remove the outer packaging if present and check that the chair seat has no objects or projections which may damage the new cushion.
2. Place the device onto the chair ensuring that our label is on the base of the device (ie. do not sit or lean on the label side).

### CLEANING

The cushion has removable covers and can be cleaned according to the material type. If possible sponge off any spillage or contamination as soon as possible with hot water and soap. Do not remove the special transparent liner (if fitted) but sponge it down.

**DO NOT PLACE THE WHOLE DEVICE  
DIRECTLY INTO A WASHING MACHINE**

### DOMESTIC CLEANING

All products have an approved cleaning label which you should follow to ensure durability and cleanliness of the product.

ALL WATERPROOF COVERS wipe over with hot water and soap, a mild hypochlorite solution can also be used (Milton) if desired. Vapour permeable material, towelling and spacer covers can be machine washed at 60 degrees and tumbled dry on warm only. Leave to air dry before refitting. Do not use furniture polish on the cover.

### CLEANING INSTITUTIONAL VAPOUR PERMEABLE MATERIAL

Can be washed at 60 degrees Celsius or dry cleaned.

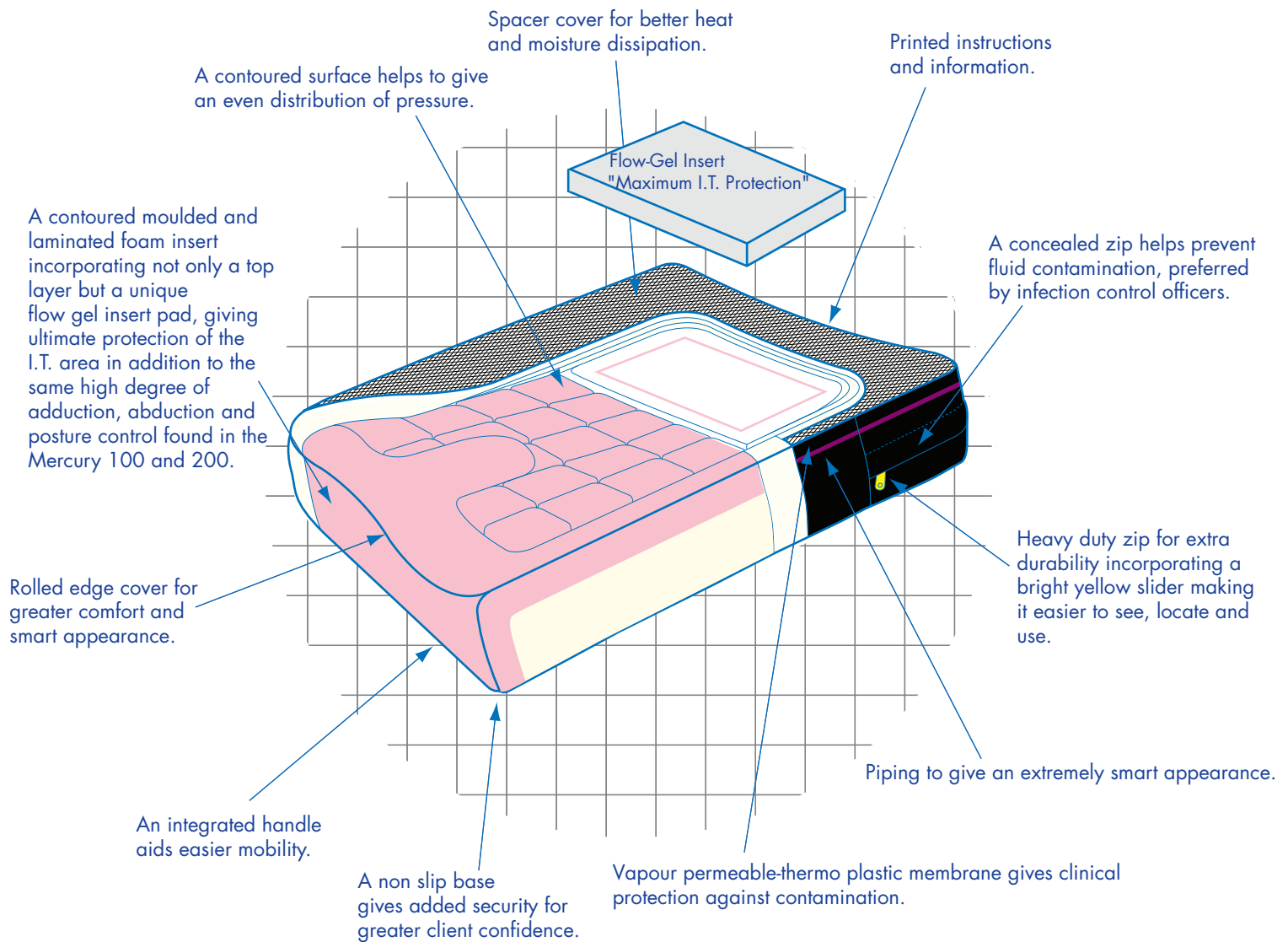
Wipe over with full strength Sodium Hypochlorite or Sodium Dichloroisocyanurate and maintain surface contact for 2-5 minutes.

Wipe off and rinse with clean water and dry.

### DO NOT USE PHENOL BASED PRODUCTS ON ANY WATERPROOF COVER

If MRSA is suspected or confirmed please contact your Infection Control Department for advice.





## APPLICATION

**\*HIGH RISK USER**

**WITH POSTURE CONTROL**

**Sizes: Up to 20" x 18"**

Larger sizes available POA.

# Mercury 300

## QM300



[www.mmsmedical.ie](http://www.mmsmedical.ie)

MMS Medical  
51 East Gate Drive,  
Little Island,  
Cork.

T: 021 461 8000  
F: 021 461 8099

E: [sales@mmsmedical.ie](mailto:sales@mmsmedical.ie)

MMS Medical  
Unit 81,  
Western Parkway Business Park,  
Lower Ballymount Road,  
Dublin 12.

T: 01 450 0582  
F: 01 456 5889

E: [sales@mmsmedical.ie](mailto:sales@mmsmedical.ie)



FM 30965



# Mercury 300

<b>Description:</b>	A cushion designed for high risk users, with particular emphasis on the I.T. area, and possibly needing some degree of posture control without inhibiting the transferral process.
<b>Sizes:</b>	Up to 20"x18". All cushions are 3½" in thickness. Larger sizes available POA.
<b>Cover:</b>	A Spacer cover is issued as standard equipment, chosen for its superior air circulation and comfort, trimmed with piping for smart appearance. The side banding is constructed using vapour permeable material on a non slip base for added security. It incorporates a high quality zip with a highly visible bright yellow slider for easy location and usage, concealed for increased clinical performance. A vapour permeable thermo plastic interliner is included as standard. All relevant safety, care and directional information is printed on the rear of the cover in bold print.
<b>Risk Category*:</b>	High risk with posture control.
<b>Foam Insert:</b>	Constructed in a multi layer format with each material chosen for its particular properties: a cold cured foam base for its high resilience, durability and support; a slow memory overlay for its reduction in interface pressure and protection; and particular attention paid to the I.T. area with the inclusion of a flow gel sac or high performance slow memory foam manufactured specifically for this application. All the layers are integrated into a low profile product with built in adduction and abduction.
<b>Weight Guide†:</b>	For maximum comfort, durability and performance the weight guide on a 17" x 17" is 17-18 stone (108-114kg)
<b>Support Pressure:</b>	1½ lbs per square inch at 50% compression or deflection
<b>Linear Load Limit:</b>	31 stone (196kg) on a typical 17"x17" cushion
<b>* Risk categories are given as a guide and rely on your judgement and experience.</b>	
<b>† Weight Guides are a general indication of an ideal user weight to give optimum durability, comfort and performance; it is not a definitive or maximum value. (This product has been tested to 325lb (146kg) without failure).</b>	

## Instructions for Use and Cleaning

### DESIGN

The device has been designed to provide the correct levels of pressure reduction, support and comfort which are needed and according to the design the correct amount of postural assistance.

### PLACEMENT

1. Before using the cushion for the first time, please remove the outer packaging if present and check that the chair seat has no objects or projections which may damage the new cushion.
2. Place the device onto the chair ensuring that our label is on the base of the device (ie. do not sit or lean on the label side).

### CLEANING

The cushion has removable covers and can be cleaned according to the material type. If possible sponge off any spillage or contamination as soon as possible with hot water and soap. Do not remove the special transparent liner (if fitted) but sponge it down.

**DO NOT PLACE THE WHOLE DEVICE  
DIRECTLY INTO A WASHING MACHINE**

### DOMESTIC CLEANING

All products have an approved cleaning label which you should follow to ensure durability and cleanliness of the product.

ALL WATERPROOF COVERS wipe over with hot water and soap, a mild hypochlorite solution can also be used (Milton) if desired. Vapour permeable material, towelling and spacer covers can be machine washed at 60 degrees and tumbled dry on warm only. Leave to air dry before refitting. Do not use furniture polish on the cover.

### CLEANING INSTITUTIONAL VAPOUR PERMEABLE MATERIAL

Can be washed at 60 degrees Celsius or dry cleaned.

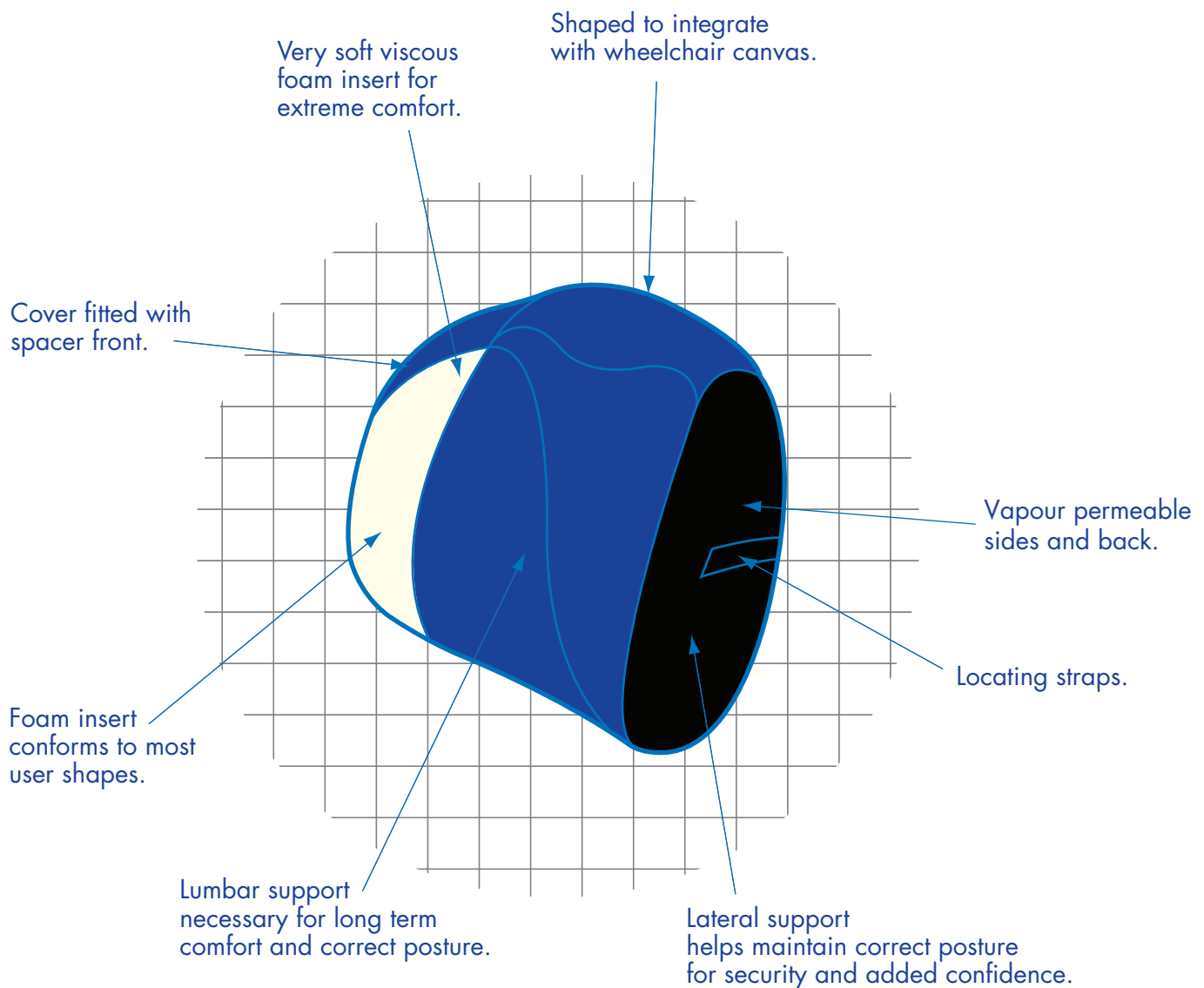
Wipe over with full strength Sodium Hypochlorite or Sodium Dichloroisocyanurate and maintain surface contact for 2-5 minutes.

Wipe off and rinse with clean water and dry.

### DO NOT USE PHENOL BASED PRODUCTS ON ANY WATERPROOF COVER

If MRSA is suspected or confirmed please contact your Infection Control Department for advice.





## Mercury Posture Back

Sizes: To fit 15", 16", 17" and 18" chair

QPB



[www.mmsmedical.ie](http://www.mmsmedical.ie)

MMS Medical  
51 East Gate Drive,  
Little Island,  
Cork.  
T: 021 461 8000  
F: 021 461 8099  
E: [sales@mmsmedical.ie](mailto:sales@mmsmedical.ie)

MMS Medical  
Unit 81,  
Western Parkway Business Park,  
Lower Ballymount Road,  
Dublin 12.  
T: 01 450 0582  
F: 01 456 5889  
E: [sales@mmsmedical.ie](mailto:sales@mmsmedical.ie)



# Mercury Posture Back

<b>Description:</b>	Designed to give long term lumbar comfort and lateral support.
<b>Sizes:</b>	To fit 15", 16", 17" and 18" chair.
<b>Cover:</b>	Finished as standard in a black vapour permeable and spacer cover complete with a concealed heavy duty zip and yellow slider.
<b>Foam Insert:</b>	The Mercury Posture Back foam insert is specially selected for its softness and comfort while still maintaining support and remaining relatively unobtrusive. Shaped to give lumbar and lateral support for the long term user, while the back of the insert is shaped to accommodate canvas sag – important to help maintain correct posture. Conforms to most shapes.

## Instructions for Use and Cleaning

### DESIGN

The device has been designed to provide the correct levels of pressure reduction, support and comfort which are needed and according to the design the correct amount of postural assistance.

### PLACEMENT

1. Before using the cushion for the first time, please remove the outer packaging if present and check that the chair seat has no objects or projections which may damage the new cushion.
2. Place the device onto the chair ensuring that our label is on the base of the device (ie. do not sit or lean on the label side).

### CLEANING

The cushion has removable covers and can be cleaned according to the material type. If possible sponge off any spillage or contamination as soon as possible with hot water and soap. Do not remove the special transparent liner (if fitted) but sponge it down.

**DO NOT PLACE THE WHOLE DEVICE  
DIRECTLY INTO A WASHING MACHINE**

### DOMESTIC CLEANING

All products have an approved cleaning label which you should follow to ensure durability and cleanliness of the product.

ALL WATERPROOF COVERS wipe over with hot water and soap, a mild hypochlorite solution can also be used (Milton) if desired. Vapour permeable material, towelling and spacer covers can be machine washed at 60 degrees and tumbled dry on warm only. Leave to air dry before refitting. Do not use furniture polish on the cover.

### CLEANING INSTITUTIONAL VAPOUR PERMEABLE MATERIAL

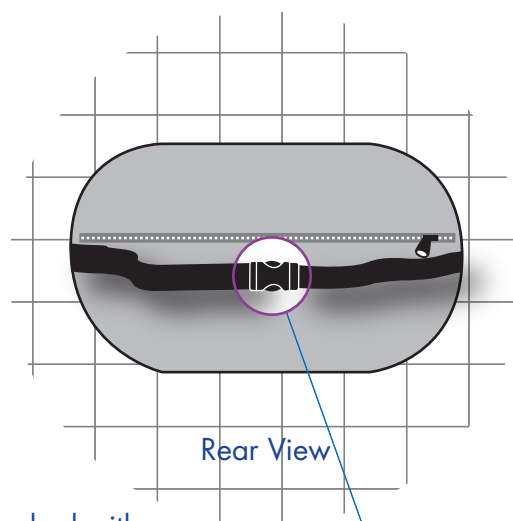
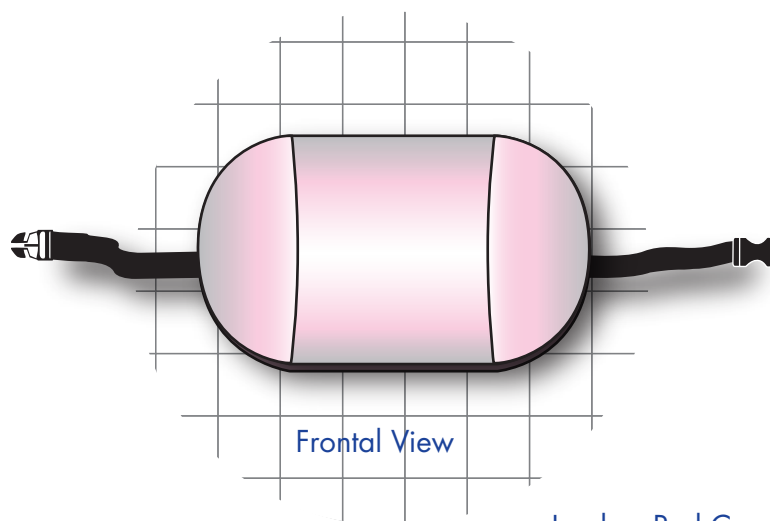
Can be washed at 60 degrees Celsius or dry cleaned.

Wipe over with full strength Sodium Hypochlorite or Sodium Dichloroisocyanurate and maintain surface contact for 2-5 minutes.

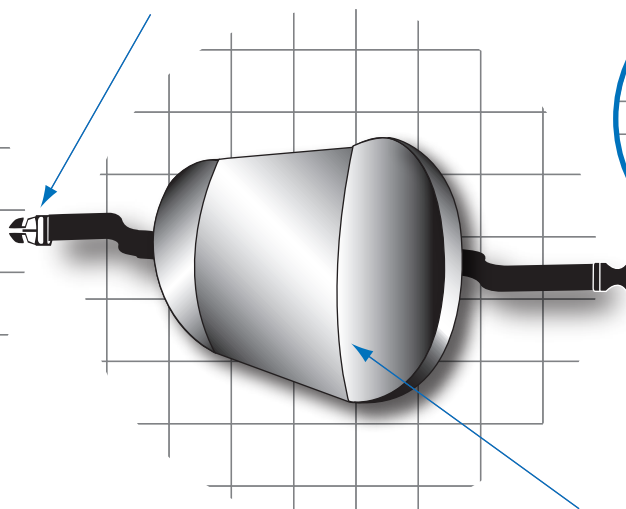
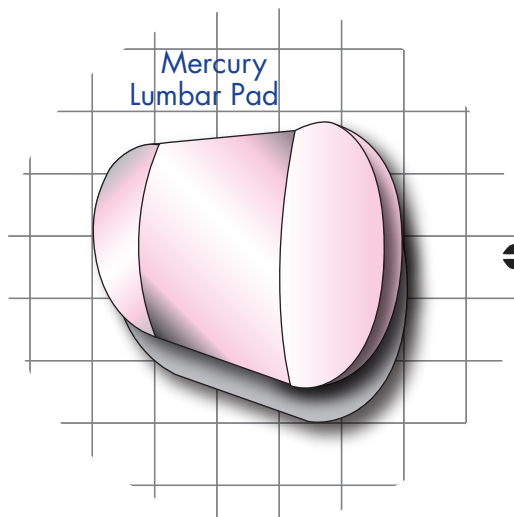
Wipe off and rinse with clean water and dry.

### DO NOT USE PHENOL BASED PRODUCTS ON ANY WATERPROOF COVER

If MRSA is suspected or confirmed please contact your Infection Control Department for advice.



Lumbar Pad Cover attached with Quick Release Buckle & Cover.



Quick Release Buckles Securely fastens Lumbar support to seating.

The spacer cover promotes heat and moisture dissipation, whilst utilising the padded construction to enhance comfort.

# Mercury Lumbar Pad

Sizes: One size only.

**QMLP**



[www.mmsmedical.ie](http://www.mmsmedical.ie)

MMS Medical  
51 East Gate Drive,  
Little Island,  
Cork.  
T: 021 461 8000  
F: 021 461 8099  
E: [sales@mmsmedical.ie](mailto:sales@mmsmedical.ie)

MMS Medical  
Unit 81,  
Western Parkway Business Park,  
Lower Ballymount Road,  
Dublin 12.  
T: 01 450 0582  
F: 01 456 5889  
E: [sales@mmsmedical.ie](mailto:sales@mmsmedical.ie)



# Mercury Lumbar Pad

<b>Description:</b>	A cost effective product giving long term comfort and support in the lumbar and lateral region.
<b>Sizes:</b>	One size only which suits most types of applications.
<b>Cover:</b>	Spacer cover chosen for its superior heat and moisture dissipation and bringing with it a high degree of padded cover.
<b>Foam Insert:</b>	The Mercury lumbar pad is constructed using high quality memory foam, shaped to give good lumbar support and to enhance lateral stability.
<b>Recommended:</b>	Where low to moderate amounts of lumbar and lateral support are needed especially where utilizing a profiled, wedged or ramped cushion.

## Instructions for Use and Cleaning

### DESIGN

The device has been designed to provide the correct levels of pressure reduction, support and comfort which are needed and according to the design the correct amount of postural assistance.

### PLACEMENT

1. Before using the cushion for the first time, please remove the outer packaging if present and check that the chair seat has no objects or projections which may damage the new cushion.
2. Place the device onto the chair ensuring that our label is on the base of the device (ie. do not sit or lean on the label side).

### CLEANING

The cushion has removable covers and can be cleaned according to the material type. If possible sponge off any spillage or contamination as soon as possible with hot water and soap. Do not remove the special transparent liner (if fitted) but sponge it down.

**DO NOT PLACE THE WHOLE DEVICE  
DIRECTLY INTO A WASHING MACHINE**

### DOMESTIC CLEANING

All products have an approved cleaning label which you should follow to ensure durability and cleanliness of the product.

ALL WATERPROOF COVERS wipe over with hot water and soap, a mild hypochlorite solution can also be used (Milton) if desired. Vapour permeable material, towelling and spacer covers can be machine washed at 60 degrees and tumbled dry on warm only. Leave to air dry before refitting. Do not use furniture polish on the cover.

### CLEANING INSTITUTIONAL VAPOUR PERMEABLE MATERIAL

Can be washed at 60 degrees Celsius or dry cleaned.

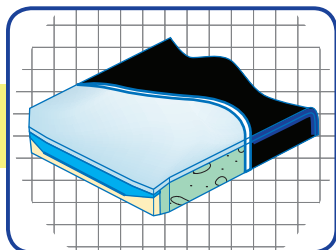
Wipe over with full strength Sodium Hypochlorite or Sodium Dichloroisocyanurate and maintain surface contact for 2-5 minutes.

Wipe off and rinse with clean water and dry.

### DO NOT USE PHENOL BASED PRODUCTS ON ANY WATERPROOF COVER

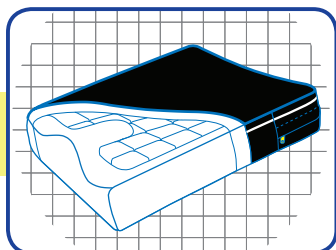
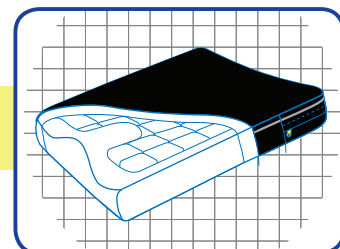
If MRSA is suspected or confirmed please contact your Infection Control Department for advice.

# Mercury Xtreme Range




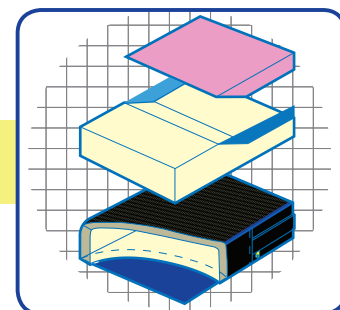
**Mercury Junior Xtreme** PAEDIATRIC WITH POSTURE CONTROL

LOW/MEDIUM RISK WITH POSTURE CONTROL **Mercury 50 Xtreme**




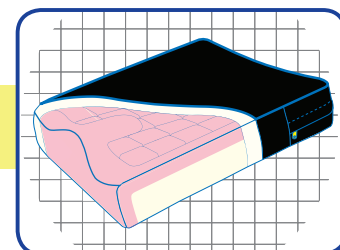
**Mercury 100 Xtreme** LOW/MEDIUM RISK WITH POSTURE CONTROL

MEDIUM RISK WITH POSTURE CONTROL **Mercury 150 Xtreme**



**Mercury 175 Xtreme** MEDIUM RISK WITH POSTURE CONTROL

MEDIUM/HIGH RISK WITH POSTURE CONTROL **Mercury 200 Xtreme**



**Mercury 300 Xtreme** HIGH RISK WITH POSTURE CONTROL

# Mercury Xtreme Range

Building on the success of the established Mercury Range of cushions, Qbitus Products Ltd have designed and developed the Mercury Xtreme Range.

Where the original version is designed to accommodate transferral procedures and where mobility is essential or desired whilst still providing a high degree of posture control and pressure performance. The Mercury Xtreme range promotes superior posture control, performance, durability and comfort making the Mercury Xtreme range one of the most cost effective choices available today.



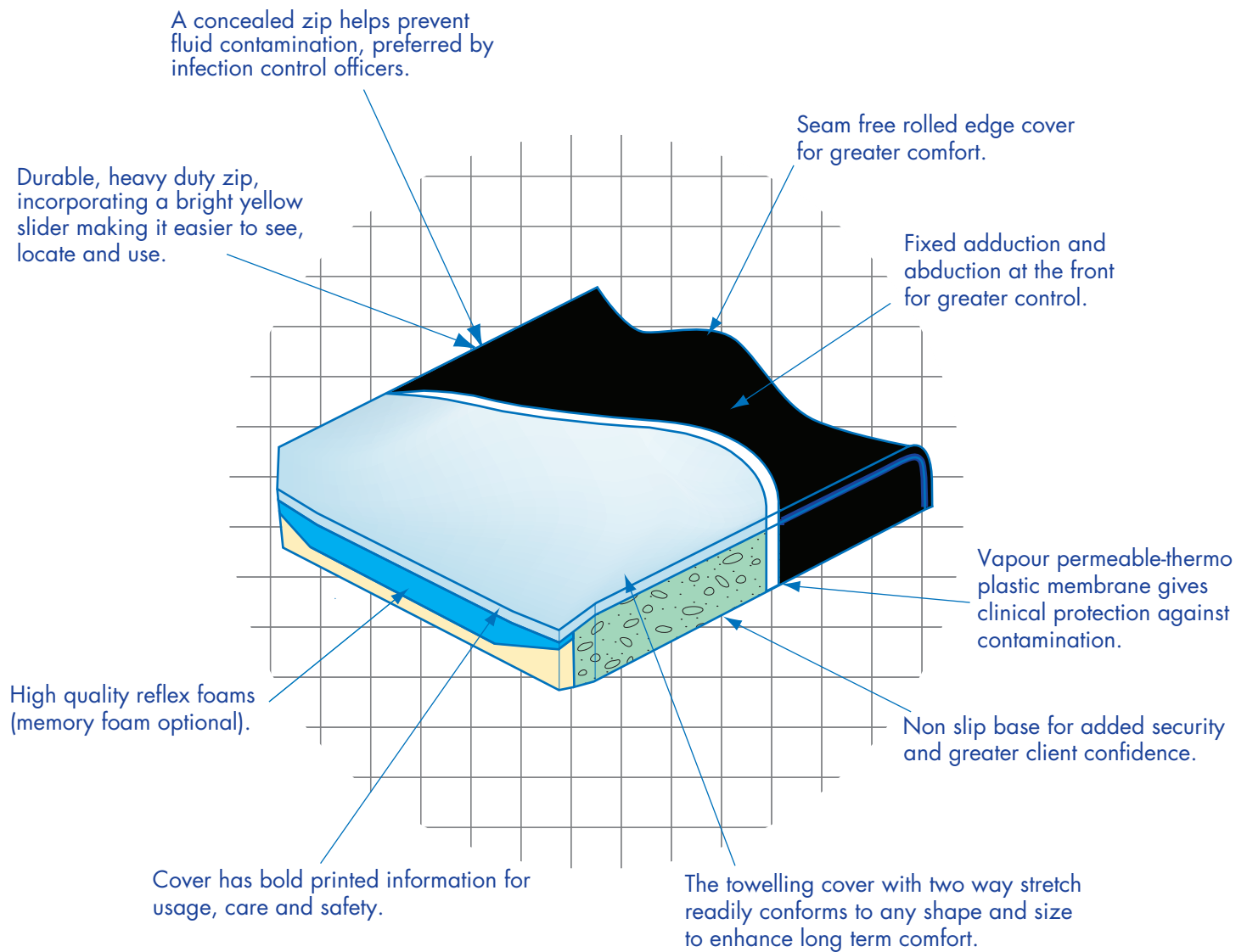
[www.mmsmedical.ie](http://www.mmsmedical.ie)

MMS Medical  
51 East Gate Drive,  
Little Island,  
Cork.  
T: 021 461 8000  
F: 021 461 8099  
E: [sales@mmsmedical.ie](mailto:sales@mmsmedical.ie)

MMS Medical  
Unit 81,  
Western Parkway Business Park,  
Lower Ballymount Road,  
Dublin 12.  
T: 01 450 0582  
F: 01 456 5889  
E: [sales@mmsmedical.ie](mailto:sales@mmsmedical.ie)



FM 30965



## APPLICATION

**\*PAEDIATRIC CUSHION  
WITH POSTURE CONTROL**

**Sizes: 10"x10" to 14"x15".**

# Mercury Junior Xtreme

**PCX**



[www.mmsmedical.ie](http://www.mmsmedical.ie)

MMS Medical  
51 East Gate Drive,  
Little Island,  
Cork.  
T: 021 461 8000  
F: 021 461 8099  
E: [sales@mmsmedical.ie](mailto:sales@mmsmedical.ie)

MMS Medical  
Unit 81,  
Western Parkway Business Park,  
Lower Ballymount Road,  
Dublin 12.  
T: 01 450 0582  
F: 01 456 5889  
E: [sales@mmsmedical.ie](mailto:sales@mmsmedical.ie)



# Mercury Junior Xtreme

<b>Description:</b>	A contoured, multi-layered cushion range giving excellent posture and lateral control by way of fixed adduction, abduction and extended hip guides. Designed to give maximum support, comfort, durability and performance. Designed for clients up to high risk (with the memory foam insert as an extra cost option), who are in need of a higher degree of posture control than is available with the standard Mercury Junior.
<b>Sizes:</b>	10"x10" to 14"x15". All cushions are 2 ¼ " in thickness in the seating area.
<b>Cover:</b>	The cover is constructed from a towelling, two way stretch material chosen for its medical performance, comfort, durability and ease of use. It is fitted with a heavy duty concealed zip with an easy to reach and use bright yellow slider in a concealed envelope. A non slip base and inner vapour permeable liner are added for security and hygiene. All relevant safety, clinical and maintenance information is boldly printed on the rear.
<b>Risk Category*:</b>	Paediatric Cushion with posture control
<b>Foam Insert:</b>	Hand fabricated in a combination of high grade, laminated reflex foams, chosen for their specific characteristics, support, comfort, durability and performance. The Mercury Junior Xtreme has the extra cost option of a memory foam insert to protect the IT area for higher risk clients.
<b>Weight Guide†:</b>	For maximum comfort, durability and performance the weight guide on a 14"x15" cushion is 10 stone (64kg).
<b>Support Pressure:</b>	1 lb per square inch at 50% compression or deflection
<b>Linear Load Limit:</b>	21 stone (133kg) on a typical 17"x17" cushion
<b>* Risk categories are given as a guide and rely on your judgement and experience.</b>	
<b>† Weight Guides are a general indication of an ideal user weight to give optimum durability, comfort and performance; it is not a definitive or maximum value. (This product has been tested to 325lb (146kg) without failure).</b>	

## Instructions for Use and Cleaning

### DESIGN

The device has been designed to provide the correct levels of pressure reduction, support and comfort which are needed and according to the design the correct amount of postural assistance.

### PLACEMENT

1. Before using the cushion for the first time, please remove the outer packaging if present and check that the chair seat has no objects or projections which may damage the new cushion.
2. Place the device onto the chair ensuring that our label is on the base of the device (ie. do not sit or lean on the label side).

### CLEANING

The cushion has removable covers and can be cleaned according to the material type. If possible sponge off any spillage or contamination as soon as possible with hot water and soap. Do not remove the special transparent liner (if fitted) but sponge it down.

**DO NOT PLACE THE WHOLE DEVICE  
DIRECTLY INTO A WASHING MACHINE**

### DOMESTIC CLEANING

All products have an approved cleaning label which you should follow to ensure durability and cleanliness of the product.

ALL WATERPROOF COVERS wipe over with hot water and soap, a mild hypochlorite solution can also be used (Milton) if desired. Vapour permeable material, towelling and spacer covers can be machine washed at 60 degrees and tumbled dry on warm only. Leave to air dry before refitting. Do not use furniture polish on the cover.

### CLEANING INSTITUTIONAL VAPOUR PERMEABLE MATERIAL

Can be washed at 60 degrees Celsius or dry cleaned.

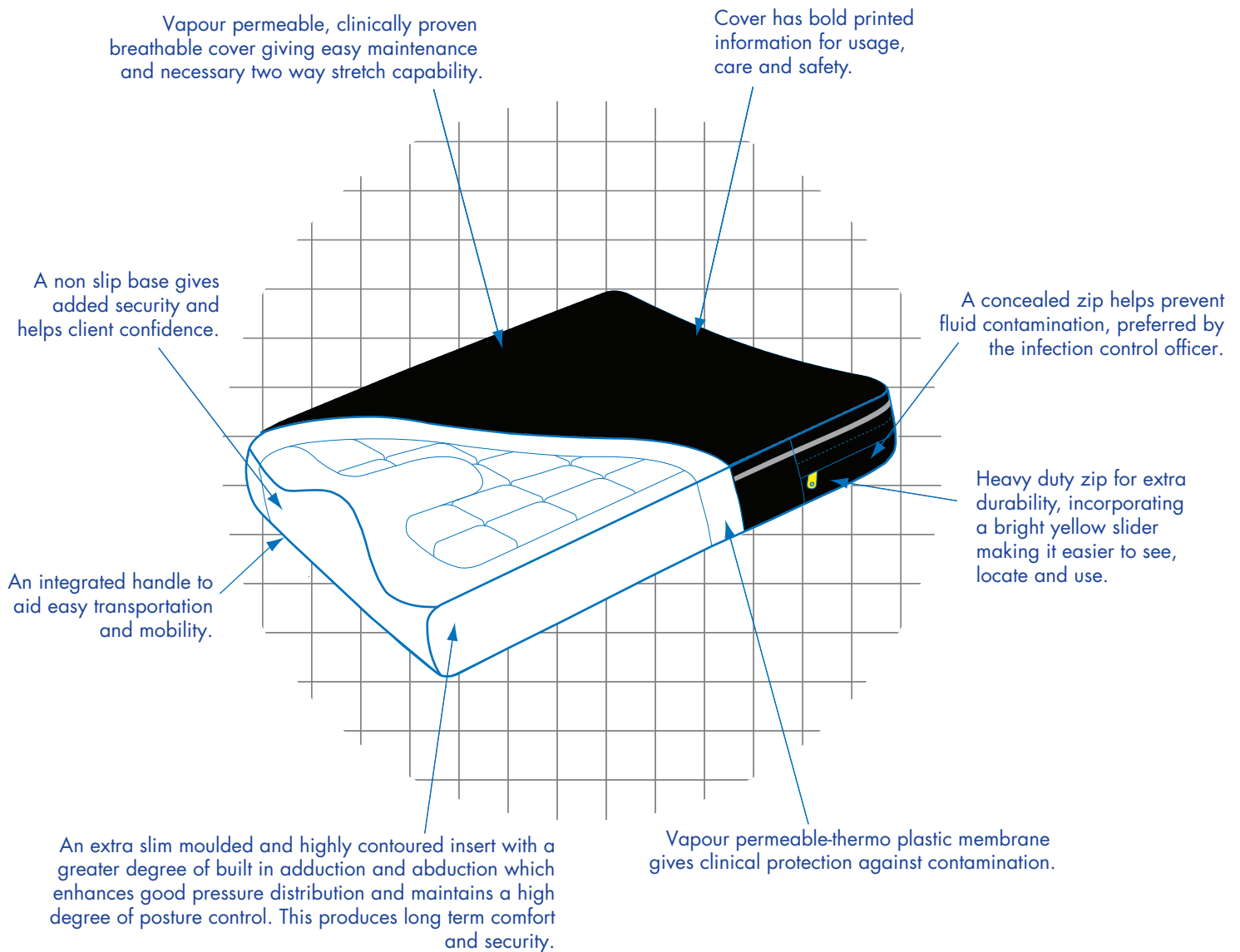
Wipe over with full strength Sodium Hypochlorite or Sodium Dichloroisocyanurate and maintain surface contact for 2-5 minutes.

Wipe off and rinse with clean water and dry.

### DO NOT USE PHENOL BASED PRODUCTS ON ANY WATERPROOF COVER

If MRSA is suspected or confirmed please contact your Infection Control Department for advice.





## APPLICATION

**\*LOW/MEDIUM RISK USER**

**COMFORT WITH  
POSTURE CONTROL**

**Sizes:** Up to 20" x 18"  
Larger sizes available POA.

# Mercury 50 Xtreme

## QM50X



[www.mmsmedical.ie](http://www.mmsmedical.ie)

MMS Medical  
51 East Gate Drive,  
Little Island,  
Cork.  
T: 021 461 8000  
F: 021 461 8099  
E: [sales@mmsmedical.ie](mailto:sales@mmsmedical.ie)

MMS Medical  
Unit 81,  
Western Parkway Business Park,  
Lower Ballymount Road,  
Dublin 12.  
T: 01 450 0582  
F: 01 456 5889  
E: [sales@mmsmedical.ie](mailto:sales@mmsmedical.ie)



# Mercury 50 Xtreme

<b>Description:</b>	An ultra low profiled cushion with more aggressive shaping and contouring than the standard Mercury 50, providing excellent pressure distribution for low to medium risk users who require a greater degree of posture control and/or where transferring is not an issue.
<b>Sizes:</b>	Up to 20"x18". Larger sizes are available upon request. Height is approximately 1" in the seating area, bariatric sizes may be thicker to accommodate higher loadings. (Mercury 100 Xtreme may be an alternative).
<b>Cover:</b>	The cover is constructed from a vapour permeable clinically proven material, chosen for its medical performance, durability and ease of use. It is fitted with a heavy duty concealed zip with an easy to reach and use bright yellow slider in a concealed envelope. A non slip base and inner vapour permeable liner are added for security and hygiene. All relevant safety, clinical and maintenance information is boldly printed on the rear.
<b>Risk Category*:</b>	Low/medium, comfort with posture control
<b>Foam Insert:</b>	An extra slim highly contoured, cold cure moulded seat insert with a superior degree of adduction and abduction.
<b>Weight Guide†:</b>	For maximum comfort, durability and performance the weight guide on a 17"x17" cushion is 15 stone (95kg)
<b>Support Pressure:</b>	1lb per square inch at 50% compression or deflection
<b>Linear Load Limit:</b>	21 stone (133kg) on a typical 17"x17" cushion

\* Risk categories are given as a guide and rely on your judgement and experience.

† Weight Guides are a general indication of an ideal user weight to give optimum durability, comfort and performance; it is not a definitive or maximum value. (This product has been tested to 325lb (146kg) without failure).

## Instructions for Use and Cleaning

### DESIGN

The device has been designed to provide the correct levels of pressure reduction, support and comfort which are needed and according to the design the correct amount of postural assistance.

### PLACEMENT

1. Before using the cushion for the first time, please remove the outer packaging if present and check that the chair seat has no objects or projections which may damage the new cushion.
2. Place the device onto the chair ensuring that our label is on the base of the device (ie. do not sit or lean on the label side).

### CLEANING

The cushion has removable covers and can be cleaned according to the material type. If possible sponge off any spillage or contamination as soon as possible with hot water and soap. Do not remove the special transparent liner (if fitted) but sponge it down.

**DO NOT PLACE THE WHOLE DEVICE  
DIRECTLY INTO A WASHING MACHINE**

### DOMESTIC CLEANING

All products have an approved cleaning label which you should follow to ensure durability and cleanliness of the product.

ALL WATERPROOF COVERS wipe over with hot water and soap, a mild hypochlorite solution can also be used (Milton) if desired. Vapour permeable material, towelling and spacer covers can be machine washed at 60 degrees and tumbled dry on warm only. Leave to air dry before refitting. Do not use furniture polish on the cover.

### CLEANING INSTITUTIONAL VAPOUR PERMEABLE MATERIAL

Can be washed at 60 degrees Celsius or dry cleaned.

Wipe over with full strength Sodium Hypochlorite or Sodium Dichloroisocyanurate and maintain surface contact for 2-5 minutes.

Wipe off and rinse with clean water and dry.

### DO NOT USE PHENOL BASED PRODUCTS ON ANY WATERPROOF COVER

If MRSA is suspected or confirmed please contact your Infection Control Department for advice.

A moulded highly contoured seat insert aids an even pressure distribution with built in enhanced adduction, abduction and general posture control to give a feeling of security while still maintaining a high degree of long term comfort.

Vapour permeable, clinically proven breathable cover giving easy maintenance and necessary two way stretch capability.

Cover has bold printed information for usage, care and safety.

A concealed zip helps prevent fluid contamination, preferred by infection control officers.

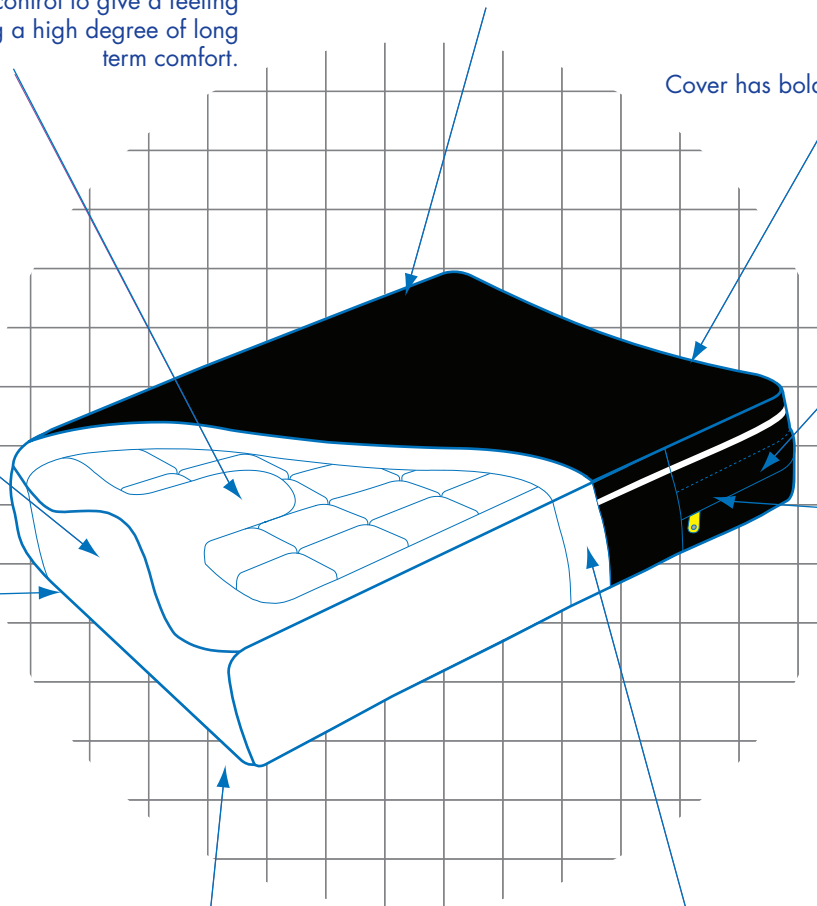
Heavy duty zip for extra durability incorporating a bright yellow slider making it easier to see, locate and use.

Vapour permeable-thermo plastic membrane gives clinical protection against contamination.

A non slip base gives added security for greater client confidence.

Seam free rolled edge cover for greater comfort.

An integrated handle to aid easy transportation and mobility.



## APPLICATION

**\*LOW/MEDIUM RISK USER**  
**COMFORT WITH**  
**POSTURE CONTROL**

**Sizes:** Up to 20" x 18"  
Larger sizes available POA.

# Mercury 100 Xtreme

## QM100X



[www.mmsmedical.ie](http://www.mmsmedical.ie)

MMS Medical  
51 East Gate Drive,  
Little Island,  
Cork.  
T: 021 461 8000  
F: 021 461 8099  
E: [sales@mmsmedical.ie](mailto:sales@mmsmedical.ie)

MMS Medical  
Unit 81,  
Western Parkway Business Park,  
Lower Ballymount Road,  
Dublin 12.  
T: 01 450 0582  
F: 01 456 5889  
E: [sales@mmsmedical.ie](mailto:sales@mmsmedical.ie)



FM 30965

# Mercury 100 Xtreme

<b>Description:</b>	A seating component with a more aggressively dynamic profile than the standard Mercury 100, designed for low to medium risk users needing a high degree of posture control, incorporating built in adduction and abduction, shaped to enhance the maximum surface contact area for an even pressure distribution and where the self transferral process is not an option or an issue.
<b>Sizes:</b>	Up to 20"x18". Larger sizes are available upon request. Height is approximately 2 " in the seating area, bariatric sizes may be thicker to accommodate higher loadings.
<b>Cover:</b>	The cover is constructed from a vapour permeable clinically proven material, chosen for its medical performance, durability and ease of use. It is fitted with a heavy duty concealed zip with an easy to reach and use bright yellow slider in a concealed envelope. A non slip base and inner vapour permeable liner are added for security and hygiene. All relevant safety, clinical and maintenance information is boldly printed on the rear.
<b>Risk Category*:</b>	Low/medium, comfort with posture control
<b>Foam Insert:</b>	A low profile moulded cold cure foam chosen for its characteristics of durability, control, long term comfort and reliability.
<b>Weight Guide†:</b>	For maximum comfort, durability and performance the weight guide on a 17"x17" cushion is 17-18 stone (108-114kg)
<b>Support Pressure:</b>	1½ " per square inch at 50% compression or deflection
<b>Linear Load Limit:</b>	31 stone (196kg) on a typical 17"x17" cushion

\* Risk categories are given as a guide and rely on your judgement and experience.

† Weight Guides are a general indication of an ideal user weight to give optimum durability, comfort and performance; it is not a definitive or maximum value. (This product has been tested to 325lb (146kg) without failure).

## Instructions for Use and Cleaning

### DESIGN

The device has been designed to provide the correct levels of pressure reduction, support and comfort which are needed and according to the design the correct amount of postural assistance.

### PLACEMENT

1. Before using the cushion for the first time, please remove the outer packaging if present and check that the chair seat has no objects or projections which may damage the new cushion.
2. Place the device onto the chair ensuring that our label is on the base of the device (ie. do not sit or lean on the label side).

### CLEANING

The cushion has removable covers and can be cleaned according to the material type. If possible sponge off any spillage or contamination as soon as possible with hot water and soap. Do not remove the special transparent liner (if fitted) but sponge it down.

**DO NOT PLACE THE WHOLE DEVICE  
DIRECTLY INTO A WASHING MACHINE**

### DOMESTIC CLEANING

All products have an approved cleaning label which you should follow to ensure durability and cleanliness of the product.

ALL WATERPROOF COVERS wipe over with hot water and soap, a mild hypochlorite solution can also be used (Milton) if desired. Vapour permeable material, towelling and spacer covers can be machine washed at 60 degrees and tumbled dry on warm only. Leave to air dry before refitting. Do not use furniture polish on the cover.

### CLEANING INSTITUTIONAL VAPOUR PERMEABLE MATERIAL

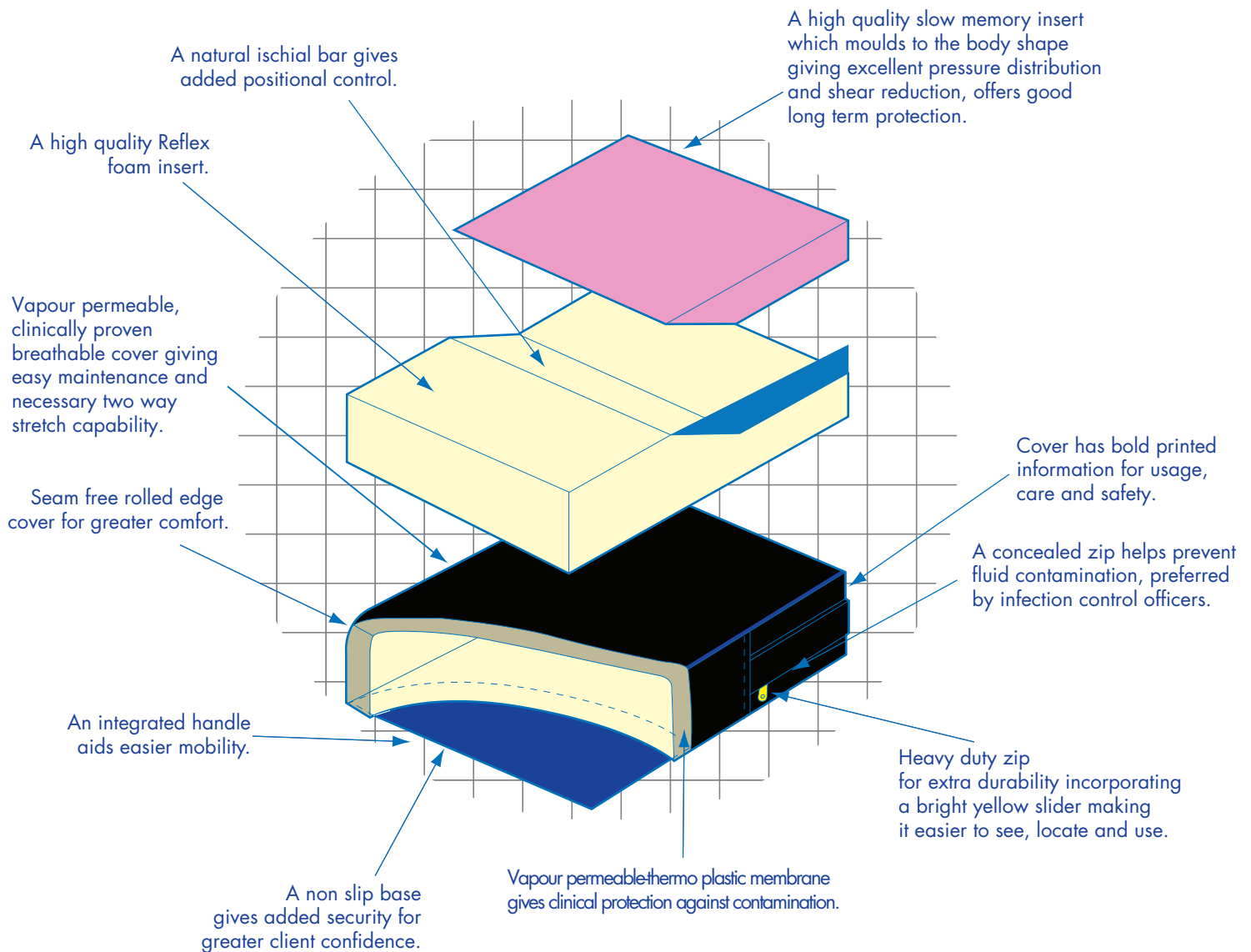
Can be washed at 60 degrees Celsius or dry cleaned.

Wipe over with full strength Sodium Hypochlorite or Sodium Dichloroisocyanurate and maintain surface contact for 2-5 minutes.

Wipe off and rinse with clean water and dry.

### DO NOT USE PHENOL BASED PRODUCTS ON ANY WATERPROOF COVER

If MRSA is suspected or confirmed please contact your Infection Control Department for advice.



## APPLICATION

**\*MEDIUM RISK USER**

**Sizes:** Up to 20" x 18"  
Larger sizes available POA.

# Mercury 150 Xtreme

## QM150X



[www.mmsmedical.ie](http://www.mmsmedical.ie)

MMS Medical  
51 East Gate Drive,  
Little Island,  
Cork.  
T: 021 461 8000  
F: 021 461 8099  
E: [sales@mmsmedical.ie](mailto:sales@mmsmedical.ie)

MMS Medical  
Unit 81,  
Western Parkway Business Park,  
Lower Ballymount Road,  
Dublin 12.  
T: 01 450 0582  
F: 01 456 5889  
E: [sales@mmsmedical.ie](mailto:sales@mmsmedical.ie)



# Mercury 150 Xtreme

<b>Description:</b>	Designed to be used for medium risk clients the Mercury 150 Xtreme uses a high quality reflex foam as a load bearing support base. Shaped to produce a natural Ischial bar to help maintain for and aft positioning. The side bolsters incorporated within the seating area within the Mercury 150 Xtreme helps to provide superb lateral support, often missing in memory foam seating products. A quality memory foam is located in the seating well to protect the vulnerable I.T. area. An ideal choice for when an aggressive profile is not required.
<b>Sizes:</b>	Up to 20"x18". Larger sizes are available upon request. Height is approximately 3" in the seating area, bariatric sizes may be thicker to accommodate higher loadings.
<b>Cover:</b>	The cover is constructed from a vapour permeable clinically proven material, chosen for its medical performance, durability and ease of use. It is fitted with a heavy duty concealed zip with an easy to reach and use bright yellow slider in a concealed envelope. A non slip base and inner vapour permeable liner are added for security and hygiene. All relevant safety, clinical and maintenance information is boldly printed on the rear.
<b>Risk Category*:</b>	Medium risk with posture control
<b>Foam Insert:</b>	Constructed of a high quality reflex foam base with the addition of memory foam for protection, high load bearing foam for control and a soft finishing foam for comfort.
<b>Weight Guide†:</b>	For maximum comfort, durability and performance the weight guide on a 17"x17" cushion is 15-16 stone (95-102kg)
<b>Support Pressure:</b>	1 ¼ lb per square inch at 50% compression or deflection (1 ½lb with modification)
<b>Linear Load Limit:</b>	26 stone (164kg) on a typical 17"x17" cushion
<b>* Risk categories are given as a guide and rely on your judgement and experience.</b>	
<b>† Weight Guides are a general indication of an ideal user weight to give optimum durability, comfort and performance; it is not a definitive or maximum value. (This product has been tested to 325lb (146kg) without failure).</b>	

## Instructions for Use and Cleaning

### DESIGN

The device has been designed to provide the correct levels of pressure reduction, support and comfort which are needed and according to the design the correct amount of postural assistance.

### PLACEMENT

1. Before using the cushion for the first time, please remove the outer packaging if present and check that the chair seat has no objects or projections which may damage the new cushion.
2. Place the device onto the chair ensuring that our label is on the base of the device (ie. do not sit or lean on the label side).

### CLEANING

The cushion has removable covers and can be cleaned according to the material type. If possible sponge off any spillage or contamination as soon as possible with hot water and soap. Do not remove the special transparent liner (if fitted) but sponge it down.

**DO NOT PLACE THE WHOLE DEVICE  
DIRECTLY INTO A WASHING MACHINE**

### DOMESTIC CLEANING

All products have an approved cleaning label which you should follow to ensure durability and cleanliness of the product.

ALL WATERPROOF COVERS wipe over with hot water and soap, a mild hypochlorite solution can also be used (Milton) if desired. Vapour permeable material, towelling and spacer covers can be machine washed at 60 degrees and tumbled dry on warm only. Leave to air dry before refitting. Do not use furniture polish on the cover.

### CLEANING INSTITUTIONAL VAPOUR PERMEABLE MATERIAL

Can be washed at 60 degrees Celsius or dry cleaned.

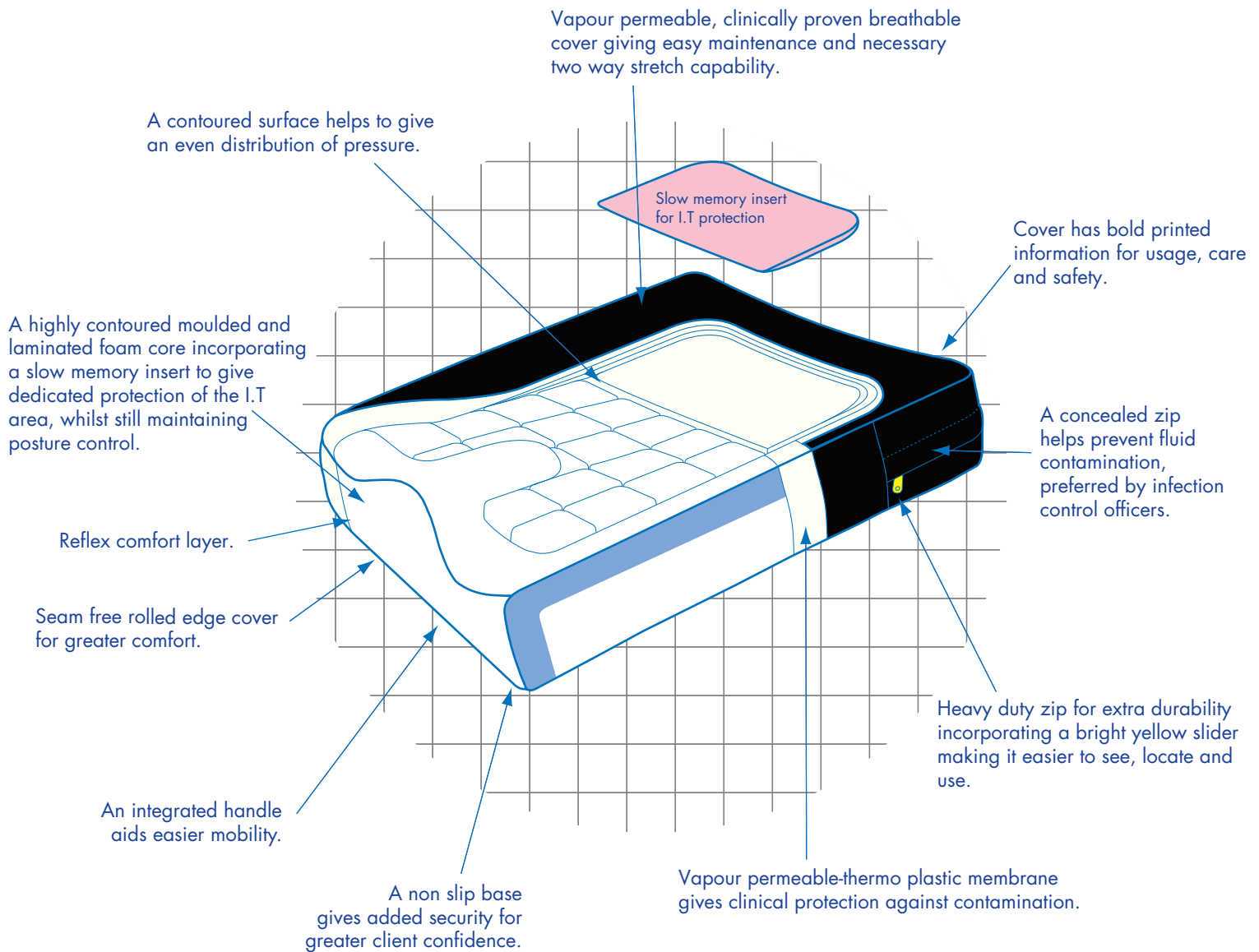
Wipe over with full strength Sodium Hypochlorite or Sodium Dichloroisocyanurate and maintain surface contact for 2-5 minutes.

Wipe off and rinse with clean water and dry.

### DO NOT USE PHENOL BASED PRODUCTS ON ANY WATERPROOF COVER

If MRSA is suspected or confirmed please contact your Infection Control Department for advice.





## APPLICATION

**\*MEDIUM RISK USER  
WITH POSTURE CONTROL**

**Sizes: Up to 20" x 18"  
Larger sizes available POA.**

# Mercury 175 Xtreme

## QM175X



[www.mmsmedical.ie](http://www.mmsmedical.ie)

MMS Medical  
51 East Gate Drive,  
Little Island,  
Cork.  
T: 021 461 8000  
F: 021 461 8099  
E: [sales@mmsmedical.ie](mailto:sales@mmsmedical.ie)

MMS Medical  
Unit 81,  
Western Parkway Business Park,  
Lower Ballymount Road,  
Dublin 12.  
T: 01 450 0582  
F: 01 456 5889  
E: [sales@mmsmedical.ie](mailto:sales@mmsmedical.ie)



FM 30965



# Mercury 175 Xtreme

<b>Description:</b>	A highly contoured seating component with a more aggressive profile, adduction and abduction facilities than the standard Mercury 175, to be used for medium risk clients where greater protection of the I.T. area is desirable, a need for greater posture control is required and where self transferral is not an option or an issue.
<b>Sizes:</b>	Up to 20"x18". Larger sizes are available upon request. Height is approximately 3½" in the seating area, bariatric sizes may be thicker to accommodate higher loadings.
<b>Cover:</b>	The cover is constructed from a vapour permeable clinically proven material, chosen for its medical performance, durability and ease of use. It is fitted with a heavy duty concealed zip with an easy to reach and use bright yellow slider in a concealed envelope. A non slip base and inner vapour permeable liner are added for security and hygiene. All relevant safety, clinical and maintenance information is boldly printed on the rear.
<b>Risk Category*:</b>	Medium with posture control.
<b>Foam Insert:</b>	A low profile insert using a cold cure moulded and laminated construction, incorporating a memory and comfort foam, chosen for their individual properties of posture control, durability, clinical performance and long term comfort.
<b>Weight Guide†:</b>	For maximum comfort, durability and performance the weight guide on a 17"x17" cushion is 17-18 stone (108-114kg)
<b>Support Pressure:</b>	1½ lbs per square inch at 50% compression or deflection
<b>Linear Load Limit:</b>	31 stone (196kg) on a typical 17"x17" cushion

\* Risk categories are given as a guide and rely on your judgement and experience.

† Weight Guides are a general indication of an ideal user weight to give optimum durability, comfort and performance; it is not a definitive or maximum value. (This product has been tested to 325lb (146kg) without failure).

## Instructions for Use and Cleaning

### DESIGN

The device has been designed to provide the correct levels of pressure reduction, support and comfort which are needed and according to the design the correct amount of postural assistance.

### PLACEMENT

1. Before using the cushion for the first time, please remove the outer packaging if present and check that the chair seat has no objects or projections which may damage the new cushion.
2. Place the device onto the chair ensuring that our label is on the base of the device (ie. do not sit or lean on the label side).

### CLEANING

The cushion has removable covers and can be cleaned according to the material type. If possible sponge off any spillage or contamination as soon as possible with hot water and soap. Do not remove the special transparent liner (if fitted) but sponge it down.

**DO NOT PLACE THE WHOLE DEVICE  
DIRECTLY INTO A WASHING MACHINE**

### DOMESTIC CLEANING

All products have an approved cleaning label which you should follow to ensure durability and cleanliness of the product.

ALL WATERPROOF COVERS wipe over with hot water and soap, a mild hypochlorite solution can also be used (Milton) if desired. Vapour permeable material, towelling and spacer covers can be machine washed at 60 degrees and tumbled dry on warm only. Leave to air dry before refitting. Do not use furniture polish on the cover.

### CLEANING INSTITUTIONAL VAPOUR PERMEABLE MATERIAL

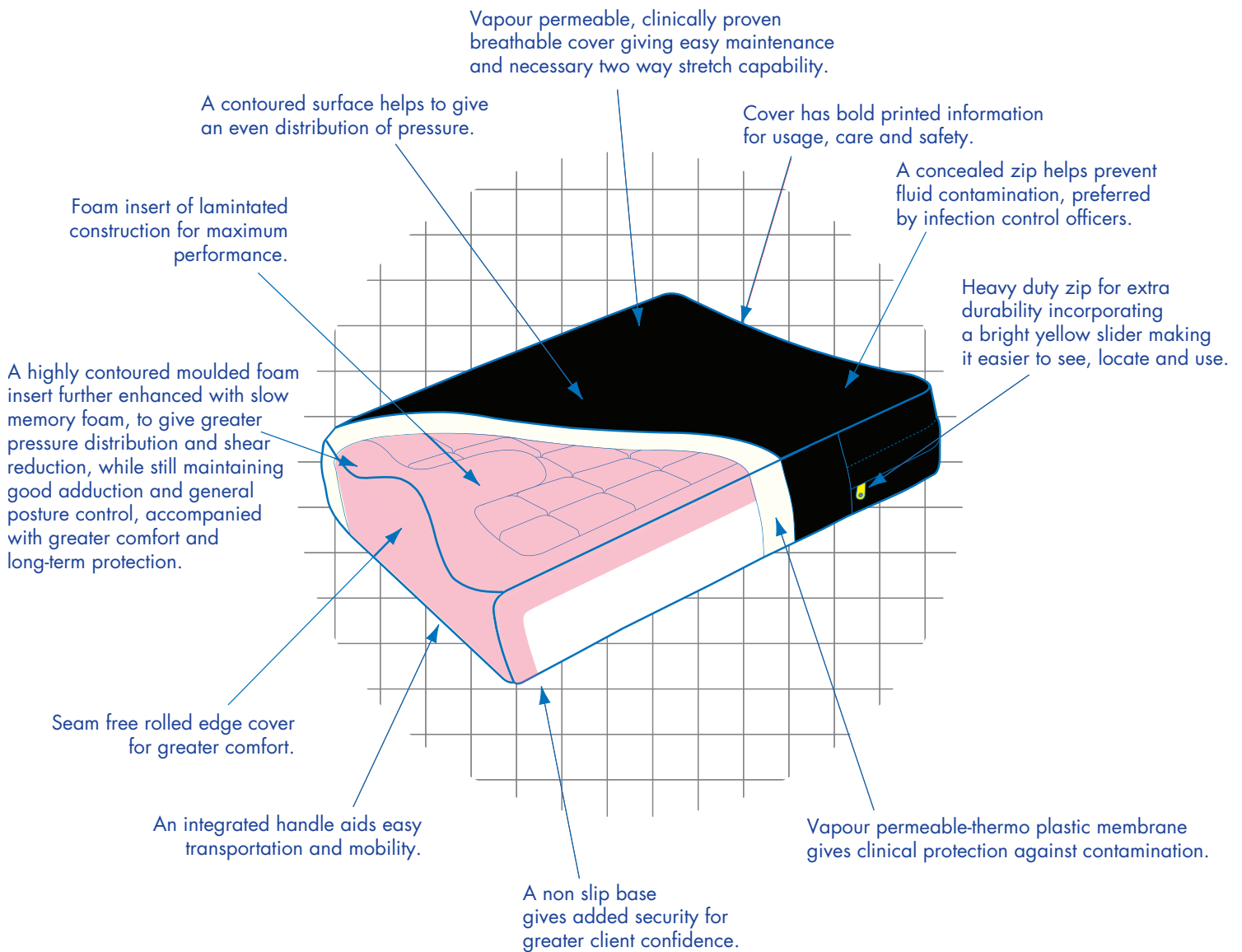
Can be washed at 60 degrees Celsius or dry cleaned.

Wipe over with full strength Sodium Hypochlorite or Sodium Dichloroisocyanurate and maintain surface contact for 2-5 minutes.

Wipe off and rinse with clean water and dry.

### DO NOT USE PHENOL BASED PRODUCTS ON ANY WATERPROOF COVER

If MRSA is suspected or confirmed please contact your Infection Control Department for advice.



## APPLICATION

**\*MEDIUM/HIGH RISK USER  
WITH POSTURE CONTROL**

**Sizes:** Up to 20" x 18"  
Larger sizes available POA.

# Mercury 200 Xtreme

## QM200X



[www.mmsmedical.ie](http://www.mmsmedical.ie)

MMS Medical  
51 East Gate Drive,  
Little Island,  
Cork.  
T: 021 461 8000  
F: 021 461 8099  
E: [sales@mmsmedical.ie](mailto:sales@mmsmedical.ie)

MMS Medical  
Unit 81,  
Western Parkway Business Park,  
Lower Ballymount Road,  
Dublin 12.  
T: 01 450 0582  
F: 01 456 5889  
E: [sales@mmsmedical.ie](mailto:sales@mmsmedical.ie)



FM 30965

# Mercury 200 Xtreme

- Description:** A highly contoured seating component offering greater posture control and support than the standard Mercury 200 while maintaining the same degree of pressure protection with the inclusion of a total memory foam upper surface, for use where self transferral is not an option or an issue.
- Sizes:** Up to 20"x18". Larger sizes are available upon request. Height is approximately 3½" in the seating area, bariatric sizes may be thicker to accommodate higher loadings.
- Cover:** The cover is constructed from a vapour permeable clinically proven material, chosen for its medical performance, durability and ease of use. It is fitted with a heavy duty concealed zip with an easy to reach and use bright yellow slider in a concealed envelope. A non slip base and inner vapour permeable liner are added for security and hygiene. All relevant safety, clinical and maintenance information is boldly printed on the rear.
- Risk Category\*:** Medium/high with posture control.
- Foam Insert:** A low profile seating component using a cold cure moulded and a highly profiled base, with a fully covered upper and forward surface constructed using a high quality memory foam. Materials chosen for their individual properties of posture control, durability, clinical performance and long term comfort.
- Weight Guide†:** For maximum comfort, durability and performance the weight guide on a 17"x17" cushion is 17-18 stone (108-114kg)
- Support Pressure:** 1½ lbs per square inch at 50% compression or deflection
- Linear Load Limit:** 31 stone (196kg) on a typical 17"x17" cushion
- \* Risk categories are given as a guide and rely on your judgement and experience.
- † Weight Guides are a general indication of an ideal user weight to give optimum durability, comfort and performance; it is not a definitive or maximum value. (This product has been tested to 325lb (146kg) without failure).

## Instructions for Use and Cleaning

### DESIGN

The device has been designed to provide the correct levels of pressure reduction, support and comfort which are needed and according to the design the correct amount of postural assistance.

### PLACEMENT

1. Before using the cushion for the first time, please remove the outer packaging if present and check that the chair seat has no objects or projections which may damage the new cushion.
2. Place the device onto the chair ensuring that our label is on the base of the device (ie. do not sit or lean on the label side).

### CLEANING

The cushion has removable covers and can be cleaned according to the material type. If possible sponge off any spillage or contamination as soon as possible with hot water and soap. Do not remove the special transparent liner (if fitted) but sponge it down.

**DO NOT PLACE THE WHOLE DEVICE  
DIRECTLY INTO A WASHING MACHINE**

### DOMESTIC CLEANING

All products have an approved cleaning label which you should follow to ensure durability and cleanliness of the product.

ALL WATERPROOF COVERS wipe over with hot water and soap, a mild hypochlorite solution can also be used (Milton) if desired. Vapour permeable material, towelling and spacer covers can be machine washed at 60 degrees and tumbled dry on warm only. Leave to air dry before refitting. Do not use furniture polish on the cover.

### CLEANING INSTITUTIONAL VAPOUR PERMEABLE MATERIAL

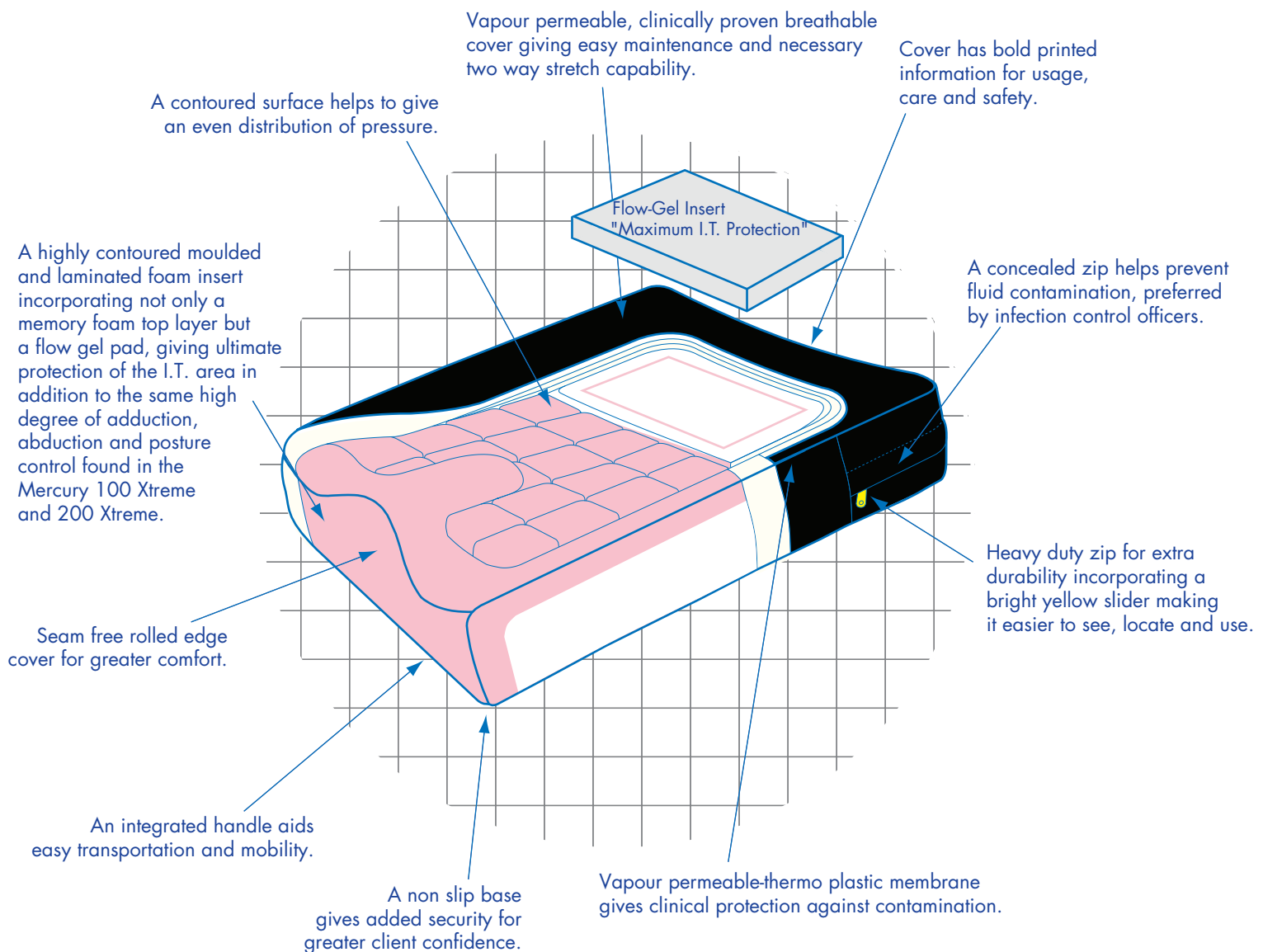
Can be washed at 60 degrees Celsius or dry cleaned.

Wipe over with full strength Sodium Hypochlorite or Sodium Dichloroisocyanurate and maintain surface contact for 2-5 minutes.

Wipe off and rinse with clean water and dry.

### DO NOT USE PHENOL BASED PRODUCTS ON ANY WATERPROOF COVER

If MRSA is suspected or confirmed please contact your Infection Control Department for advice.



## APPLICATION

**\*HIGH RISK USER**

**WITH POSTURE CONTROL**

**Sizes: Up to 20"x18".**

**Larger sizes available POA.**

# Mercury 300 Xtreme

## QM300X



[www.mmsmedical.ie](http://www.mmsmedical.ie)

MMS Medical  
51 East Gate Drive,  
Little Island,  
Cork.

T: 021 461 8000  
F: 021 461 8099

E: [sales@mmsmedical.ie](mailto:sales@mmsmedical.ie)

MMS Medical  
Unit 81,  
Western Parkway Business Park,  
Lower Ballymount Road,  
Dublin 12.

T: 01 450 0582  
F: 01 456 5889

E: [sales@mmsmedical.ie](mailto:sales@mmsmedical.ie)



Class 1



FM 30965



# Mercury 300 Xtreme

<b>Description:</b>	A highly contoured seating component designed for high risk clients with particular attention given to the I.T. area and positional requirements. Combining a highly durable base for control and security, integrated with memory foam and flow-gel technology resulting in an extremely effective high risk component.
<b>Sizes:</b>	Up to 20"x18". Larger sizes are available upon request. Height is approximately 3½" in the seating area, bariatric sizes may be thicker to accommodate higher loadings.
<b>Cover:</b>	The cover is constructed from a vapour permeable clinically proven material, chosen for its medical performance, durability and ease of use. It is fitted with a heavy duty concealed zip with an easy to reach and use bright yellow slider in a concealed envelope. A non slip base and inner vapour permeable liner are added for security and hygiene. All relevant safety, clinical and maintenance information is boldly printed on the rear.
<b>Risk Category*:</b>	High, with posture control
<b>Foam Insert:</b>	A low profile seating component using a cold cure moulded and laminated construction, incorporating memory foam and a flow gel insert, chosen for their individual properties of posture control, durability, clinical performance and long term comfort.
<b>Weight Guide†:</b>	For maximum comfort, durability and performance the weight guide on a 17"x17" cushion is 17-18 stone (108-114kg)
<b>Support Pressure:</b>	1½ lbs per square inch at 50% compression or deflection
<b>Linear Load Limit:</b>	31 stone (196kg) on a typical 17"x17" cushion
<b>* Risk categories are given as a guide and rely on your judgement and experience.</b>	
<b>† Weight Guides are a general indication of an ideal user weight to give optimum durability, comfort and performance; it is not a definitive or maximum value. (This product has been tested to 325lb (146kg) without failure).</b>	

## Instructions for Use and Cleaning

### DESIGN

The device has been designed to provide the correct levels of pressure reduction, support and comfort which are needed and according to the design the correct amount of postural assistance.

### PLACEMENT

1. Before using the cushion for the first time, please remove the outer packaging if present and check that the chair seat has no objects or projections which may damage the new cushion.
2. Place the device onto the chair ensuring that our label is on the base of the device (ie. do not sit or lean on the label side).

### CLEANING

The cushion has removable covers and can be cleaned according to the material type. If possible sponge off any spillage or contamination as soon as possible with hot water and soap. Do not remove the special transparent liner (if fitted) but sponge it down.

**DO NOT PLACE THE WHOLE DEVICE  
DIRECTLY INTO A WASHING MACHINE**

### DOMESTIC CLEANING

All products have an approved cleaning label which you should follow to ensure durability and cleanliness of the product.

ALL WATERPROOF COVERS wipe over with hot water and soap, a mild hypochlorite solution can also be used (Milton) if desired. Vapour permeable material, towelling and spacer covers can be machine washed at 60 degrees and tumbled dry on warm only. Leave to air dry before refitting. Do not use furniture polish on the cover.

### CLEANING INSTITUTIONAL VAPOUR PERMEABLE MATERIAL

Can be washed at 60 degrees Celsius or dry cleaned.

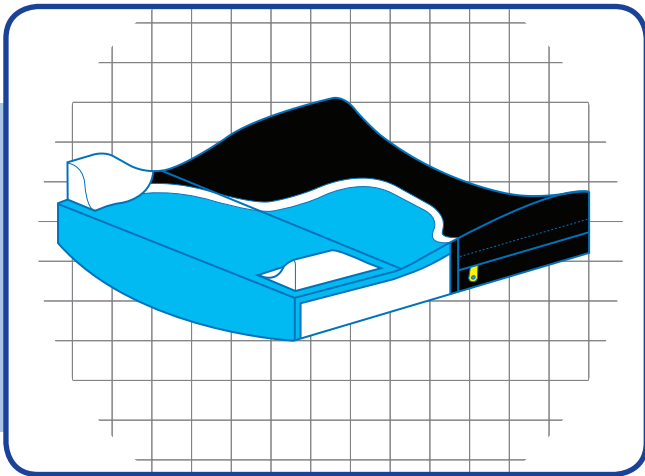
Wipe over with full strength Sodium Hypochlorite or Sodium Dichloroisocyanurate and maintain surface contact for 2-5 minutes.

Wipe off and rinse with clean water and dry.

### DO NOT USE PHENOL BASED PRODUCTS ON ANY WATERPROOF COVER

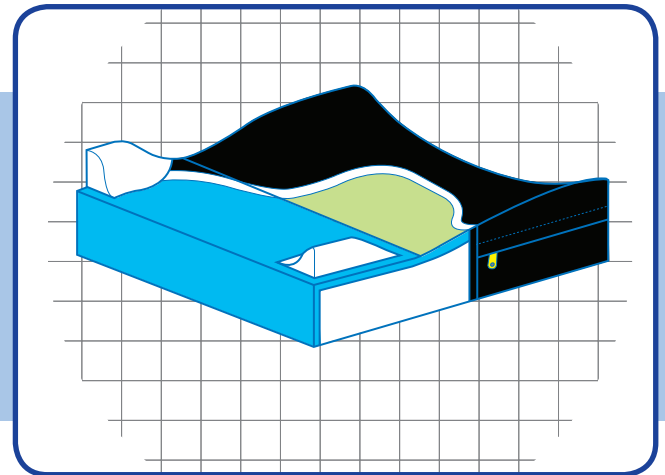
If MRSA is suspected or confirmed please contact your Infection Control Department for advice.

# Q-Care Range



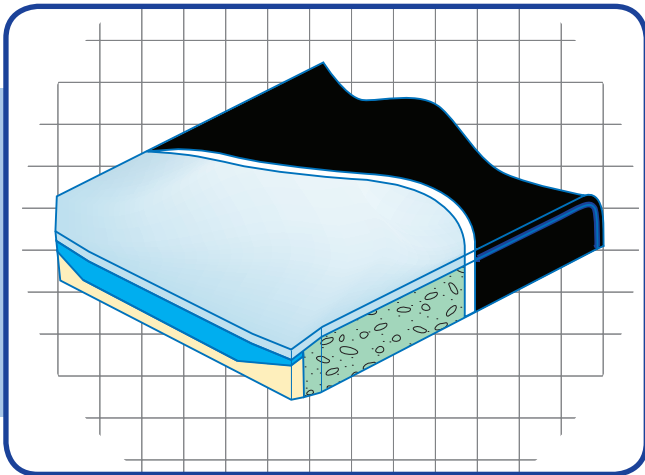
## Q-Care 1

LOW/MEDIUM RISK—POSTURAL CONTROL



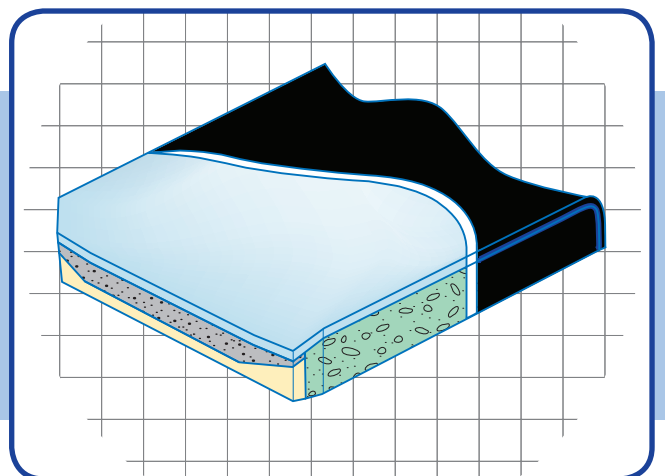
## Q-Care 2

MEDIUM/HIGH RISK—POSTURAL CONTROL



## Q-Care Integra 1

LOW/MEDIUM RISK—POSTURAL CONTROL



## Q-Care Integra 2

MEDIUM/HIGH RISK—POSTURAL CONTROL



# Q-Care Range

A new range of high performance seating components based on the original and highly regarded Q-care cushion.

Now released in two different styles and with an option of two different choices to suit your clients needs: low-medium risk/comfort with posture control, and medium-high risk with posture control.

The expansion of the Original Q-care concept where adduction and abduction could be added, omitted or adjusted where necessary and includes versions to cover lower risk categories (low and medium) while still providing the same degree of lateral support and the option of including either abduction or adduction by way of a Velcro fastening system as the original.

The new addition to the Q-care range known as the "Q-care Integra" again covers the three main categories of risk, (low-medium-high) but includes or integrates adduction and abduction as standard.

The new Integra 1 has all the control of the higher performing Integra 2 but uses high quality foams used for their reliability, comfort and durability with pressure distribution gained through the reflex shaping of the product, posture control is to the same standard as Integra 2.

The Integra 2 takes the initial concept to the next level by installing one of the highest performing memory foams available, Sunmate, located in the seating well. Further protecting the very sensitive and prone areas such as the I.T's while maintaining supreme comfort and lightness in weight.

All common standard sizes are available (15"x16", 16"x16", 17"x17", 18"x16", 18"x17" and 18"x18"). Most custom or special sizes along with individual client needs are readily available.

Loading on this product is typically 1 1/3lbs per square inch (Q-care1, Q-care 2 and Q-care Integra

1) (Q-care Integra 2 is 1 1/2lbs per square inch) at 50% deflection or compression.



[www.mmsmedical.ie](http://www.mmsmedical.ie)

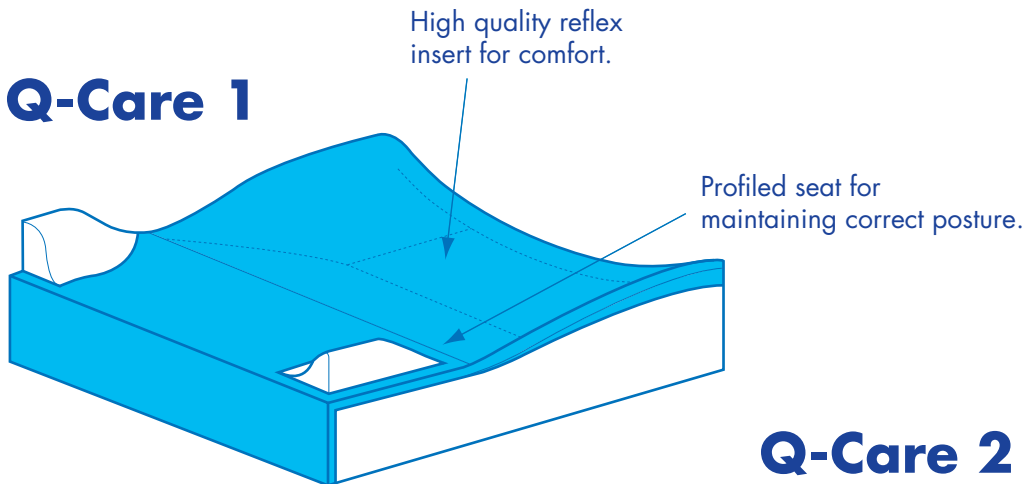
MMS Medical  
51 East Gate Drive,  
Little Island,  
Cork.  
T: 021 461 8000  
F: 021 461 8099  
E: [sales@mmsmedical.ie](mailto:sales@mmsmedical.ie)

MMS Medical  
Unit 81,  
Western Parkway Business Park,  
Lower Ballymount Road,  
Dublin 12.  
T: 01 450 0582  
F: 01 456 5889  
E: [sales@mmsmedical.ie](mailto:sales@mmsmedical.ie)

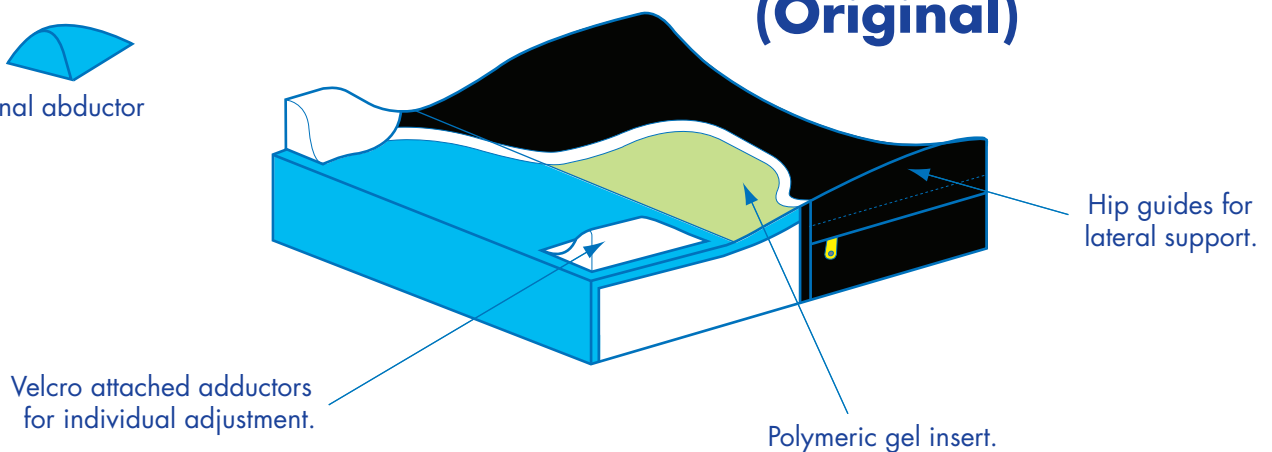




## Q-Care 1



## Q-Care 2 (Original)



### APPLICATION

\*LOW/MEDIUM RISK USER

COMFORT

\*MEDIUM/HIGH RISK USER

WITH POSTURE CONTROL

# Q-Care 1 & Q-Care 2

## QC1 / S30



[www.mmsmedical.ie](http://www.mmsmedical.ie)

MMS Medical  
51 East Gate Drive,  
Little Island,  
Cork.  
T: 021 461 8000  
F: 021 461 8099  
E: [sales@mmsmedical.ie](mailto:sales@mmsmedical.ie)

MMS Medical  
Unit 81,  
Western Parkway Business Park,  
Lower Ballymount Road,  
Dublin 12.  
T: 01 450 0582  
F: 01 456 5889  
E: [sales@mmsmedical.ie](mailto:sales@mmsmedical.ie)



# Q-Care 1 & Q-Care 2

<b>Description:</b>	A new range of high performance seating components, based on the original and highly regarded Q-Care cushion. A contoured, multi-layered cushion range giving excellent posture control and adduction (optional abduction), lateral control and integrated IT bar for added security. Offered in a choice of foams and styles to suit your clients needs.
<b>Sizes:</b>	Up to 18" x 18". All cushions are 3" in thickness. Larger sizes available POA.
<b>Cover:</b>	Supplied as standard with a vapour permeable cover with integrated non slip base, with towelling material as an option. Inner vapour permeable liner included as standard. All relevant cleaning, safety, technical and installation information printed on rear of cover.
<b>Risk Category*:</b>	Q-Care 1: Low/medium-comfort Q-Care 2 (Original): Medium/high
<b>Foam Insert:</b>	Q-Care cushions are constructed of three layers. Firstly a base of CM65 load bearing foam, then a seat well of RX39 (Q-Care 1) or Pudgee polymeric gel foam (Q-Care 2); with a top layer of RX39, for finish and integration.
<b>Weight Guide†:</b>	For maximum comfort, durability and performance the weight guide on a 17"x17" for both versions is 16 Stone (102kg) The addition of a 1" crescent base increases the load bearing by 30%.
<b>Support Pressure:</b>	1 1/3 lbs per square inch at 50% compression or deflection
<b>Linear Load Limit:</b>	29 stone (184kg) on a typical 17"x17" cushion

\* Risk categories are given as a guide and rely on your judgement and experience.

† Weight Guides are a general indication of an ideal user weight to give optimum durability, comfort and performance; it is not a definitive or maximum value. (This product has been tested to 325lb (146kg) without failure).

## Instructions for Use and Cleaning

### DESIGN

The device has been designed to provide the correct levels of pressure reduction, support and comfort which are needed and according to the design the correct amount of postural assistance.

### PLACEMENT

1. Before using the cushion for the first time, please remove the outer packaging if present and check that the chair seat has no objects or projections which may damage the new cushion.
2. Place the device onto the chair ensuring that our label is on the base of the device (ie. do not sit or lean on the label side).

### CLEANING

The cushion has removable covers and can be cleaned according to the material type. If possible sponge off any spillage or contamination as soon as possible with hot water and soap. Do not remove the special transparent liner (if fitted) but sponge it down.

**DO NOT PLACE THE WHOLE DEVICE  
DIRECTLY INTO A WASHING MACHINE**

### DOMESTIC CLEANING

All products have an approved cleaning label which you should follow to ensure durability and cleanliness of the product.

ALL WATERPROOF COVERS wipe over with hot water and soap, a mild hypochlorite solution can also be used (Milton) if desired. Vapour permeable material, towelling and spacer covers can be machine washed at 60 degrees and tumbled dry on warm only. Leave to air dry before refitting. Do not use furniture polish on the cover.

### CLEANING INSTITUTIONAL VAPOUR PERMEABLE MATERIAL

Can be washed at 60 degrees Celsius or dry cleaned.

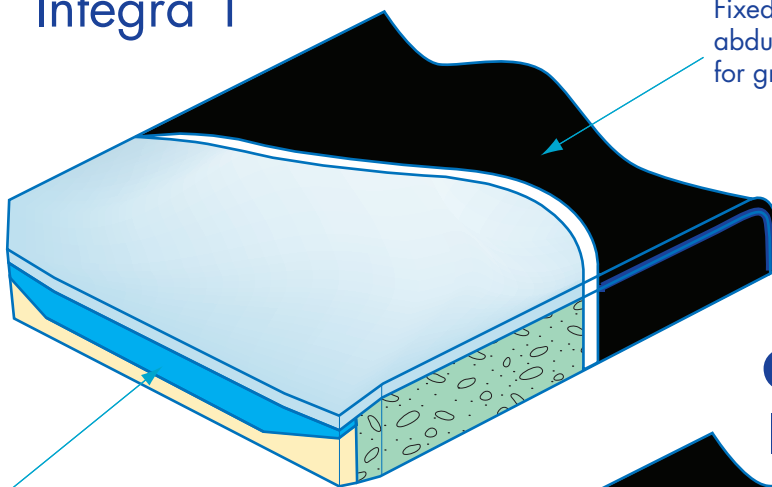
Wipe over with full strength Sodium Hypochlorite or Sodium Dichloroisocyanurate and maintain surface contact for 2-5 minutes.

Wipe off and rinse with clean water and dry.

### DO NOT USE PHENOL BASED PRODUCTS ON ANY WATERPROOF COVER

If MRSA is suspected or confirmed please contact your Infection Control Department for advice.

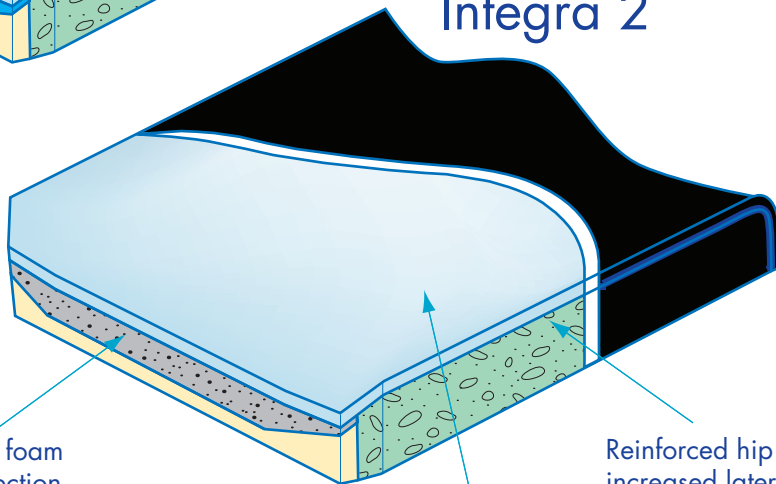
## Q-Care Integra 1



Fixed adduction and abduction at the front for greater control.

Reflex foam for greater comfort.

## Q-Care Integra 2



Sunmate memory foam for greater protection.

Reinforced hip guides for increased lateral support.

Profiled seating for added postural control.

### APPLICATION

\*LOW/MEDIUM RISK USER  
WITH POSTURE CONTROL

\*MEDIUM/HIGH RISK USER  
WITH POSTURE CONTROL

# Q-Care Integra 1 & 2

## QCINT1 / QCINT2



[www.mmsmedical.ie](http://www.mmsmedical.ie)

MMS Medical  
51 East Gate Drive,  
Little Island,  
Cork.  
T: 021 461 8000  
F: 021 461 8099  
E: [sales@mmsmedical.ie](mailto:sales@mmsmedical.ie)

MMS Medical  
Unit 81,  
Western Parkway Business Park,  
Lower Ballymount Road,  
Dublin 12.  
T: 01 450 0582  
F: 01 456 5889  
E: [sales@mmsmedical.ie](mailto:sales@mmsmedical.ie)



Class 1



FM 30965



# Q-Care Integra 1 & 2

<b>Description:</b>	A contoured, multi-layered cushion range giving excellent posture and lateral control by way of fixed adduction, abduction and extended hip guides. Offered in a choice of foams for different levels of protection (Q-Care Integra 1 – low/medium, Q-Care Integra 2 – medium/high) to suit your clients needs.
<b>Sizes:</b>	Up to 18" x 18". All cushions are 2" in thickness in the seat well. Larger sizes available POA.
<b>Cover:</b>	Supplied as standard with a vapour permeable cover with integrated non slip base, with towelling material as an option. Inner vapour permeable liner included as standard. All relevant cleaning, safety, technical and installation information printed on rear of cover.
<b>Risk Category*:</b>	Q-Care Integra 1: Low/medium–comfort with posture control Q-Care Integra 2: Medium/high–comfort with posture control
<b>Foam Insert:</b>	Laminated in construction, the base layer is CM65, a load bearing foam. The seat well is RX39 (Q-Care Integra 1) or Sunmate memory foam (Q-Care Integra 2). A dense side support foam is used for increased lateral control, and both models are finished with a layer of RX39 for added comfort.
<b>Weight Guide†:</b>	For maximum comfort, durability and performance the weight guide on a 17"x17" is: Q-Care Integra 1: 16 Stone (102kg) / Q-Care Integra 2: 18 Stone (114kg). The addition of a 1" crescent base increases the load bearing by 30%.
<b>Support Pressure:</b>	Q-Care Integra 1: 1 1/3 lbs per square inch at 50% compression or deflection Q-Care Integra 2: 1 1/2 lbs per square inch at 50% compression or deflection
<b>Linear Load Limit:</b>	Q-Care Integra 1: 29 stone (184kg) on a typical 17"x17" cushion Q-Care Integra 2: 31 stone (197kg) on a typical 17"x17" cushion

\* Risk categories are given as a guide and rely on your judgement and experience.

† Weight Guides are a general indication of an ideal user weight to give optimum durability, comfort and performance; it is not a definitive or maximum value. (This product has been tested to 325lb (146kg) without failure).

## Instructions for Use and Cleaning

### DESIGN

The device has been designed to provide the correct levels of pressure reduction, support and comfort which are needed and according to the design the correct amount of postural assistance.

### PLACEMENT

1. Before using the cushion for the first time, please remove the outer packaging if present and check that the chair seat has no objects or projections which may damage the new cushion.
2. Place the device onto the chair ensuring that our label is on the base of the device (ie. do not sit or lean on the label side).

### CLEANING

The cushion has removable covers and can be cleaned according to the material type. If possible sponge off any spillage or contamination as soon as possible with hot water and soap. Do not remove the special transparent liner (if fitted) but sponge it down.

**DO NOT PLACE THE WHOLE DEVICE  
DIRECTLY INTO A WASHING MACHINE**

### DOMESTIC CLEANING

All products have an approved cleaning label which you should follow to ensure durability and cleanliness of the product.

ALL WATERPROOF COVERS wipe over with hot water and soap, a mild hypochlorite solution can also be used (Milton) if desired. Vapour permeable material, towelling and spacer covers can be machine washed at 60 degrees and tumbled dry on warm only. Leave to air dry before refitting. Do not use furniture polish on the cover.

### CLEANING INSTITUTIONAL VAPOUR PERMEABLE MATERIAL

Can be washed at 60 degrees Celsius or dry cleaned.

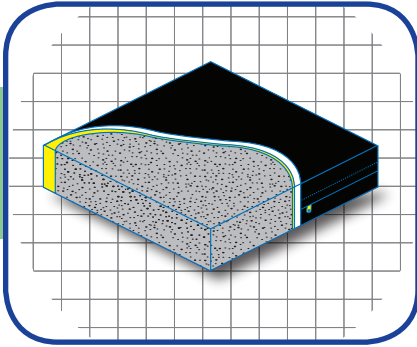
Wipe over with full strength Sodium Hypochlorite or Sodium Dichloroisocyanurate and maintain surface contact for 2-5 minutes.

Wipe off and rinse with clean water and dry.

### DO NOT USE PHENOL BASED PRODUCTS ON ANY WATERPROOF COVER

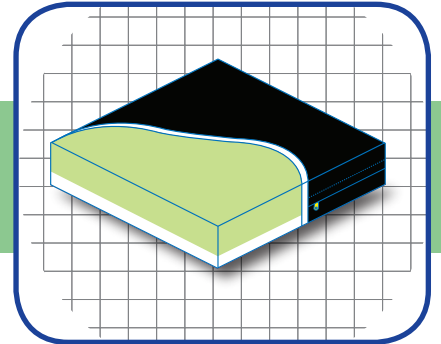
If MRSA is suspected or confirmed please contact your Infection Control Department for advice.

# Dynamic Range



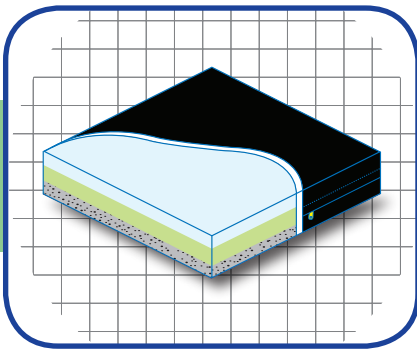
## Sun-mate

MEDIUM RISK



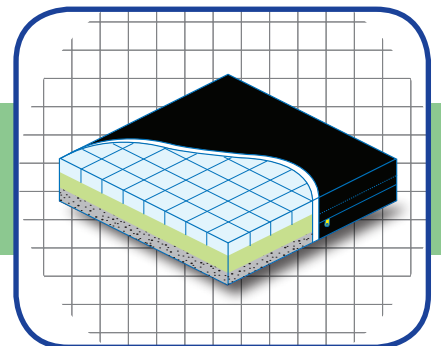
## Pudgee

HIGH RISK



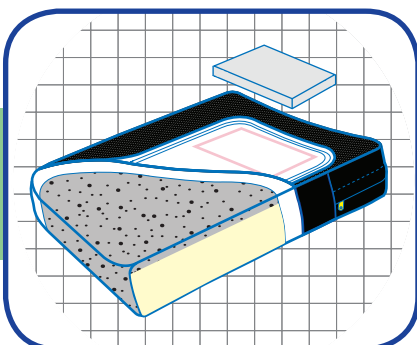
## Contour

HIGH RISK – HIGH LOAD



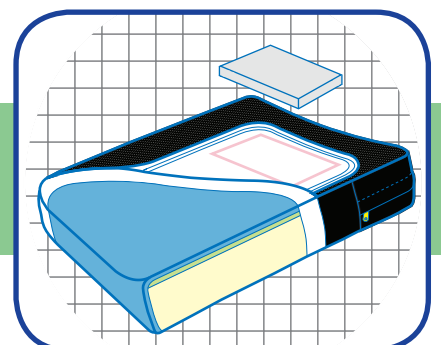
## Super Contour

HIGH RISK – HIGH LOAD



## Interum

HIGH RISK WITH POSTURE CONTROL



## Optimus

HIGH RISK WITH POSTURE CONTROL

# Dynamic Range

Dynamic Systems range of seating components consists of the most advanced memory foams available in the world today. These represent the latest generation of memory foams, and are manufactured by the company founded by one of the NASA engineers who invented the concept (Tempur Foam), which is now emulated by other manufacturers worldwide.

While other memory foams are marketed under the visco-elastic or thermo-reactive banner as a selling point, the truth is exactly the opposite. While the original Tempur Foam fudged the law of "for every action there is an equal and opposite reaction", the greatest flaw was the material's characteristic viscosity which in some cases, changed dramatically with small changes in ambient temperature. In common terms, this means that a cushion made of viscoelastic foam can literally feel like polystyrene at one temperature and a super-soft, non-supporting product at other temperatures; meaning the product you issue in the morning is a different product by lunchtime, or the product you issue in July is not the same item in January.

The safety implications of this are both obvious and serious. They are, however, avoidable by choosing any one of Dynamic Systems' products. Whether you select Sunmate, Pudgee, or Laminar, you can be assured that due to its viscous stability, the quality and performance of the product you issue is the quality product the client receives.

One of memory foam's weaknesses is its inability to take high loads. This is particularly evident if you are trying to use a foam product which is comfortable to the user and at the same time supportive. Usually, this is achieved with a combination of various layers of different hardness, or the marriage of two ordinary Reflex furniture foams. As a general rule, memory foam is a "load spreader" and not a "load bearer."

Dynamic Systems, Inc. recognized these weaknesses in the original materials (amongst others) and developed unique foams to overcome these weaknesses. Two types of memory foam that defeat the general rule are Sunmate and Laminar. Unusual to memory foams, both these foams are high-load-bearing. Sunmate succeeds in achieving this while remaining both light and soft to the touch. Laminar, while being heavy in weight, can sustain virtually any reasonable loading. Another completely unique memory foam developed by Dynamic Systems, Inc. is Pudgee foam.

Pudgee, Sunmate, and Laminar are made with 30% to 50% natural plant material. All other chemicals are vetted for minimum toxicity, making Dynamic Systems Inc. cushions one of the "greenest" foams available in the world.



[www.mmsmedical.ie](http://www.mmsmedical.ie)

MMS Medical  
51 East Gate Drive,  
Little Island,  
Cork.  
T: 021 461 8000  
F: 021 461 8099  
E: [sales@mmsmedical.ie](mailto:sales@mmsmedical.ie)

MMS Medical  
Unit 81,  
Western Parkway Business Park,  
Lower Ballymount Road,  
Dublin 12.  
T: 01 450 0582  
F: 01 456 5889  
E: [sales@mmsmedical.ie](mailto:sales@mmsmedical.ie)



FM 30965



Manufactured using organic plant extract for safety and conservation.

Choice of cover.

## Organic Foams

High quality concealed heavy duty zip.

Temperature stable.

High load bearing memory foam.

Optional chip foam crescent addition for greater load bearing at an extra cost.

Lightweight.

Vapour permeable-thermo plastic membrane gives clinical protection against contamination.

**APPLICATION**  
\*MEDIUM RISK

Sizes: Up to 18"X18".  
Larger sizes available POA.

# Sun-Mate

## S9A, S9B, S9C

**MMS**  
MEDICAL

[www.mmsmedical.ie](http://www.mmsmedical.ie)

MMS Medical  
51 East Gate Drive,  
Little Island,  
Cork.  
T: 021 461 8000  
F: 021 461 8099  
E: [sales@mmsmedical.ie](mailto:sales@mmsmedical.ie)

MMS Medical  
Unit 81,  
Western Parkway Business Park,  
Lower Ballymount Road,  
Dublin 12.  
T: 01 450 0582  
F: 01 456 5889  
E: [sales@mmsmedical.ie](mailto:sales@mmsmedical.ie)



FM 30965



<b>Description:</b>	Manufactured using organic material from renewable and sustainable resources and low or toxic free chemical ingredients. Sunmate is a technically advanced memory foam with unique qualities; it is high load bearing, light in weight and temperature stable whilst remaining soft to the touch. It gently forms around the bony prominences to cushion, protect and support.  The unique formulation reduces and absorbs most everyday transit shocks by up to 90% and has excellent pressure distribution due to its moulding capabilities and reduces common peak pressure areas. Supplied with both vapour permeable thermo plastic liner and an outer cover.
<b>Sizes:</b>	Up to 18" x 18". All cushions are available 1", 2" and 3" in thickness. Custom-made shapes and sizes available (eg. wedged or ramped). Larger sizes available POA.
<b>Cover:</b>	Vapour permeable cover as standard, towelling material on request, vapour permeable thermo plastic liner. All relevant technical, directional and care information is clearly printed on the rear of the cover.
<b>Risk Category*:</b>	Medium
<b>Foam Insert:</b>	Solid memory foam
<b>Weight Guide†:</b>	For maximum comfort, durability and performance the weight guide on a 17"x17" is: 1" Sunmate - 5 Stone (32kg) / 2" Sunmate - 15 Stone (95kg) 3" Sunmate - 18 Stone (114kg)
<b>Support Pressure:</b>	2" Sunmate – 1 ¼ lb per square inch at 50% compression or deflection 3" Sunmate – 1 ½ lb per square inch at 50% compression or deflection
<b>Linear Load Limit:</b>	2" Sunmate – 29 stone (184kg) on a typical 17"x17 cushion 3" Sunmate – 31 stone (197kg) on a typical 17"x17 cushion

\* Risk categories are given as a guide and rely on your judgement and experience.

† Weight Guides are a general indication of an ideal user weight to give optimum durability, comfort and performance; it is not a definitive or maximum value. (This product has been tested to 325lb (146kg) without failure).

## Instructions for Use and Cleaning

### DESIGN

The device has been designed to provide the correct levels of pressure reduction, support and comfort which are needed and according to the design the correct amount of postural assistance.

### PLACEMENT

1. Before using the cushion for the first time, please remove the outer packaging if present and check that the chair seat has no objects or projections which may damage the new cushion.
2. Place the device onto the chair ensuring that our label is on the base of the device (ie. do not sit or lean on the label side).

### CLEANING

The cushion has removable covers and can be cleaned according to the material type. If possible sponge off any spillage or contamination as soon as possible with hot water and soap. Do not remove the special transparent liner (if fitted) but sponge it down.

**DO NOT PLACE THE WHOLE DEVICE  
DIRECTLY INTO A WASHING MACHINE**

### DOMESTIC CLEANING

All products have an approved cleaning label which you should follow to ensure durability and cleanliness of the product.

ALL WATERPROOF COVERS wipe over with hot water and soap, a mild hypochlorite solution can also be used (Milton) if desired. Vapour permeable material, towelling and spacer covers can be machine washed at 60 degrees and tumbled dry on warm only. Leave to air dry before refitting. Do not use furniture polish on the cover.

### CLEANING INSTITUTIONAL VAPOUR PERMEABLE MATERIAL

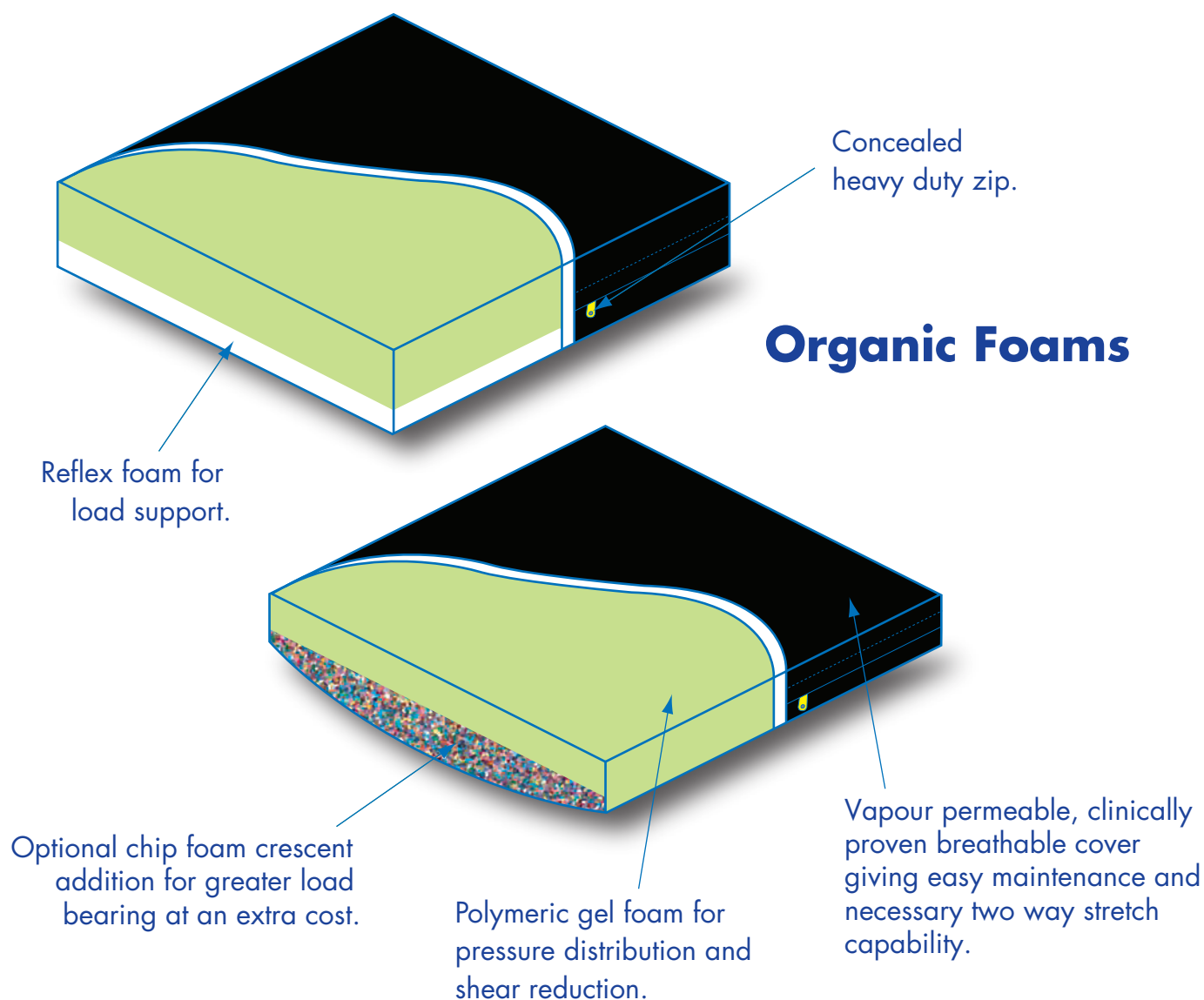
Can be washed at 60 degrees Celsius or dry cleaned.

Wipe over with full strength Sodium Hypochlorite or Sodium Dichloroisocyanurate and maintain surface contact for 2-5 minutes.

Wipe off and rinse with clean water and dry.

### DO NOT USE PHENOL BASED PRODUCTS ON ANY WATERPROOF COVER

If MRSA is suspected or confirmed please contact your Infection Control Department for advice.



**APPLICATION**

**\*HIGH RISK**

Sizes: Up to 18"X18".  
Larger sizes available POA.

**Pudgee**

**S10A, S10B & S10C**



[www.mmsmedical.ie](http://www.mmsmedical.ie)

MMS Medical  
51 East Gate Drive,  
Little Island,  
Cork.  
T: 021 461 8000  
F: 021 461 8099  
E: [sales@mmsmedical.ie](mailto:sales@mmsmedical.ie)

MMS Medical  
Unit 81,  
Western Parkway Business Park,  
Lower Ballymount Road,  
Dublin 12.  
T: 01 450 0582  
F: 01 456 5889  
E: [sales@mmsmedical.ie](mailto:sales@mmsmedical.ie)



FM 30965

<b>Description:</b>	A unique load distributing foam supported by a high grade Reflex Foam, and finished with a thin layer of comfort foam providing a natural thermal break. Comes as standard with a vapour permeable thermo plastic liner for extra protection and extended durability.
<b>Sizes:</b>	Up to 18" x 18". All cushions are available 1", 2" and 3" in thickness. Custom-made shapes available (eg. wedged, ramped or crescent base). Larger sizes available POA. Of particular interest to those designing high risk individual applications.
<b>Cover:</b>	Vapour permeable cover as standard, towelling material on request, vapour permeable thermo plastic liner. All relevant technical, directional and care information is clearly printed on the rear of the cover.
<b>Risk Category*:</b>	High risk, recommended for the frail and elderly. To nurse sores in conjunction with other systems.
<b>Foam Insert:</b>	Of multi-layer construction. Typical 3" cushion consists of 2", high performance Pudgee foam, supported by 'A' grade reflex foam to improve load bearing and comfort capabilities. Topped off with a thin layer of soft comfort foam.
<b>Weight Guide†:</b>	For maximum comfort, durability and performance the weight guide on a 17" x 17" is: 2" Pudgee - 12 Stone (76kg) / 3" Pudgee 15 Stone (95kg)
<b>Support Pressure:</b>	1lb per square inch at 50% compression or deflection
<b>Linear Load Limit:</b>	2" Pudgee – 21stone (133kg) on a typical 17"x17" cushion 3" Pudgee – 29stone (184kg) on a typical 17"x17" cushion

\* Risk categories are given as a guide and rely on your judgement and experience.

† Weight Guides are a general indication of an ideal user weight to give optimum durability, comfort and performance; it is not a definitive or maximum value. (This product has been tested to 325lb (146kg) without failure).

## Instructions for Use and Cleaning

### DESIGN

The device has been designed to provide the correct levels of pressure reduction, support and comfort which are needed and according to the design the correct amount of postural assistance.

### PLACEMENT

1. Before using the cushion for the first time, please remove the outer packaging if present and check that the chair seat has no objects or projections which may damage the new cushion.
2. Place the device onto the chair ensuring that our label is on the base of the device (ie. do not sit or lean on the label side).

### CLEANING

The cushion has removable covers and can be cleaned according to the material type. If possible sponge off any spillage or contamination as soon as possible with hot water and soap. Do not remove the special transparent liner (if fitted) but sponge it down.

**DO NOT PLACE THE WHOLE DEVICE  
DIRECTLY INTO A WASHING MACHINE**

### DOMESTIC CLEANING

All products have an approved cleaning label which you should follow to ensure durability and cleanliness of the product.

ALL WATERPROOF COVERS wipe over with hot water and soap, a mild hypochlorite solution can also be used (Milton) if desired. Vapour permeable material, towelling and spacer covers can be machine washed at 60 degrees and tumbled dry on warm only. Leave to air dry before refitting. Do not use furniture polish on the cover.

### CLEANING INSTITUTIONAL VAPOUR PERMEABLE MATERIAL

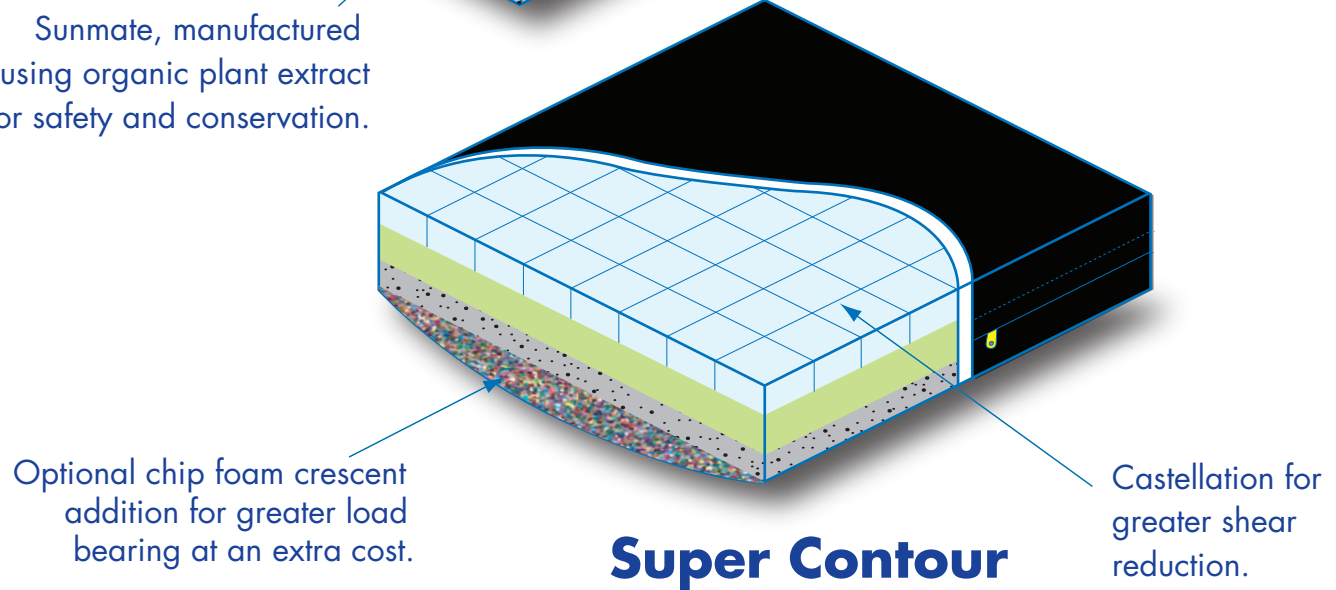
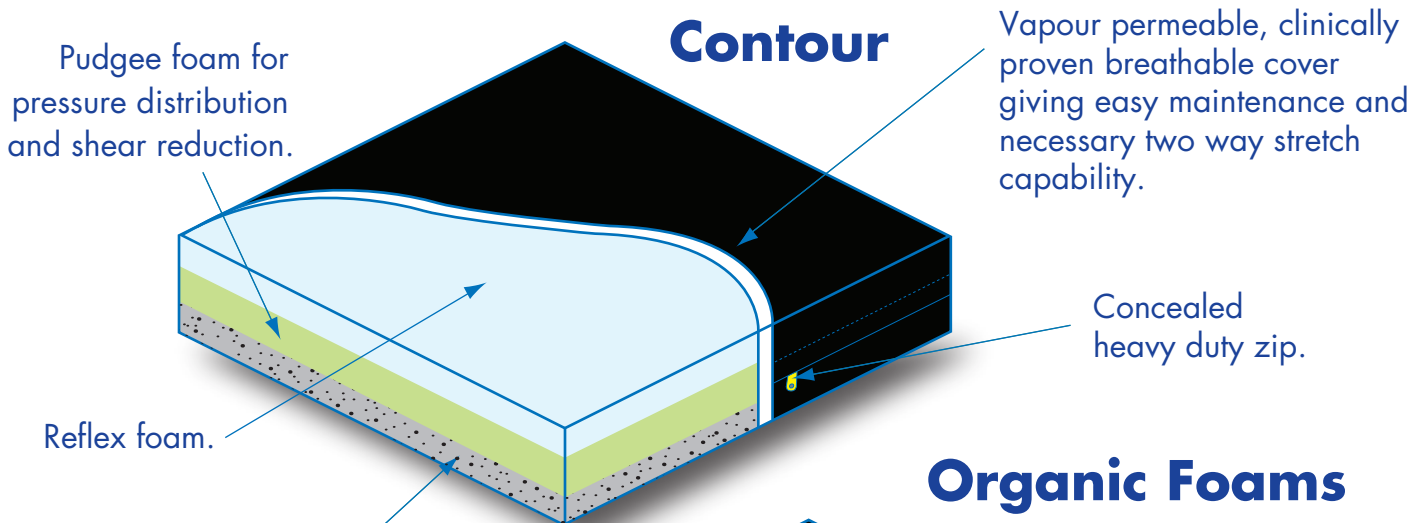
Can be washed at 60 degrees Celsius or dry cleaned.

Wipe over with full strength Sodium Hypochlorite or Sodium Dichloroisocyanurate and maintain surface contact for 2-5 minutes.

Wipe off and rinse with clean water and dry.

### DO NOT USE PHENOL BASED PRODUCTS ON ANY WATERPROOF COVER

If MRSA is suspected or confirmed please contact your Infection Control Department for advice.



**APPLICATION**

**\*HIGH RISK - HIGH LOAD**

Sizes: Up to 18"X18".  
Larger sizes available POA.

**Contour & Super Contour**

**S1A & S1B**



[www.mmsmedical.ie](http://www.mmsmedical.ie)

MMS Medical  
51 East Gate Drive,  
Little Island,  
Cork.  
T: 021 461 8000  
F: 021 461 8099  
E: [sales@mmsmedical.ie](mailto:sales@mmsmedical.ie)

MMS Medical  
Unit 81,  
Western Parkway Business Park,  
Lower Ballymount Road,  
Dublin 12.  
T: 01 450 0582  
F: 01 456 5889  
E: [sales@mmsmedical.ie](mailto:sales@mmsmedical.ie)



# Contour & Super Contour

## Description:

Contours and Super Contours are laminated using three specific types of foam. The base foam of Sunmate, chosen for its unique ability in the viscous foam world of being low memory and high load bearing, high shock absorption while remaining both light and durable.

Pudgee being the second layer, a polymer gel, this is the ultimate in low memory foams giving excellent weight distribution and minimising shearing forces while keeping skin tissue cool. Topped with a soft layer of reflex foam to give that ultra comfort and to provide a thermal break. The Super Contour goes one step better, and castellates this layer to further enhance its shear reduction capabilities. It's this attention to detail that makes Contour and the Super Contour the masters of their type. High load bearing low profile, relatively light weight and yet comfortable and durable. Rated up to very high risk categories it is aimed at the client in the high risk category with a problem compounded by weight.

## Sizes:

Up to 18"x18". All cushions are 3" in thickness. Custom-made shapes and sizes available (eg. wedged or ramped). Larger sizes available POA.

## Cover:

Vapour permeable cover as standard, towelling material on request, vapour permeable thermo plastic liner. All relevant technical, directional and care information is clearly printed on the rear of the cover.

## Risk Category\*:

High. Ideal for people who prefer firmer seating or are accompanied with weight problems.

## Foam Insert:

Multi layer, temperature stable, low memory foam. Excellent pressure distribution and shear reduction.

## Weight Guide†:

For maximum comfort, durability and performance the weight guide on a 17" x 17" is 20 stone (127kg). Can be custom-made for up to 70-80 stone (445-508kg)

**Support Pressure:** 1¾ lb per square inch at 50% compression or deflection

**Linear Load Limit:** 36 stone (229kg) on a typical 17"x17" cushion

\* Risk categories are given as a guide and rely on your judgement and experience.

† Weight Guides are a general indication of an ideal user weight to give optimum durability, comfort and performance; it is not a definitive or maximum value. (This product has been tested to 325lb (146kg) without failure).

## Instructions for Use and Cleaning

### DESIGN

The device has been designed to provide the correct levels of pressure reduction, support and comfort which are needed and according to the design the correct amount of postural assistance.

### PLACEMENT

1. Before using the cushion for the first time, please remove the outer packaging if present and check that the chair seat has no objects or projections which may damage the new cushion.
2. Place the device onto the chair ensuring that our label is on the base of the device (ie. do not sit or lean on the label side).

### CLEANING

The cushion has removable covers and can be cleaned according to the material type. If possible sponge off any spillage or contamination as soon as possible with hot water and soap. Do not remove the special transparent liner (if fitted) but sponge it down.

**DO NOT PLACE THE WHOLE DEVICE  
DIRECTLY INTO A WASHING MACHINE**

### DOMESTIC CLEANING

All products have an approved cleaning label which you should follow to ensure durability and cleanliness of the product.

ALL WATERPROOF COVERS wipe over with hot water and soap, a mild hypochlorite solution can also be used (Milton) if desired. Vapour permeable material, towelling and spacer covers can be machine washed at 60 degrees and tumbled dry on warm only. Leave to air dry before refitting. Do not use furniture polish on the cover.

### CLEANING INSTITUTIONAL VAPOUR PERMEABLE MATERIAL

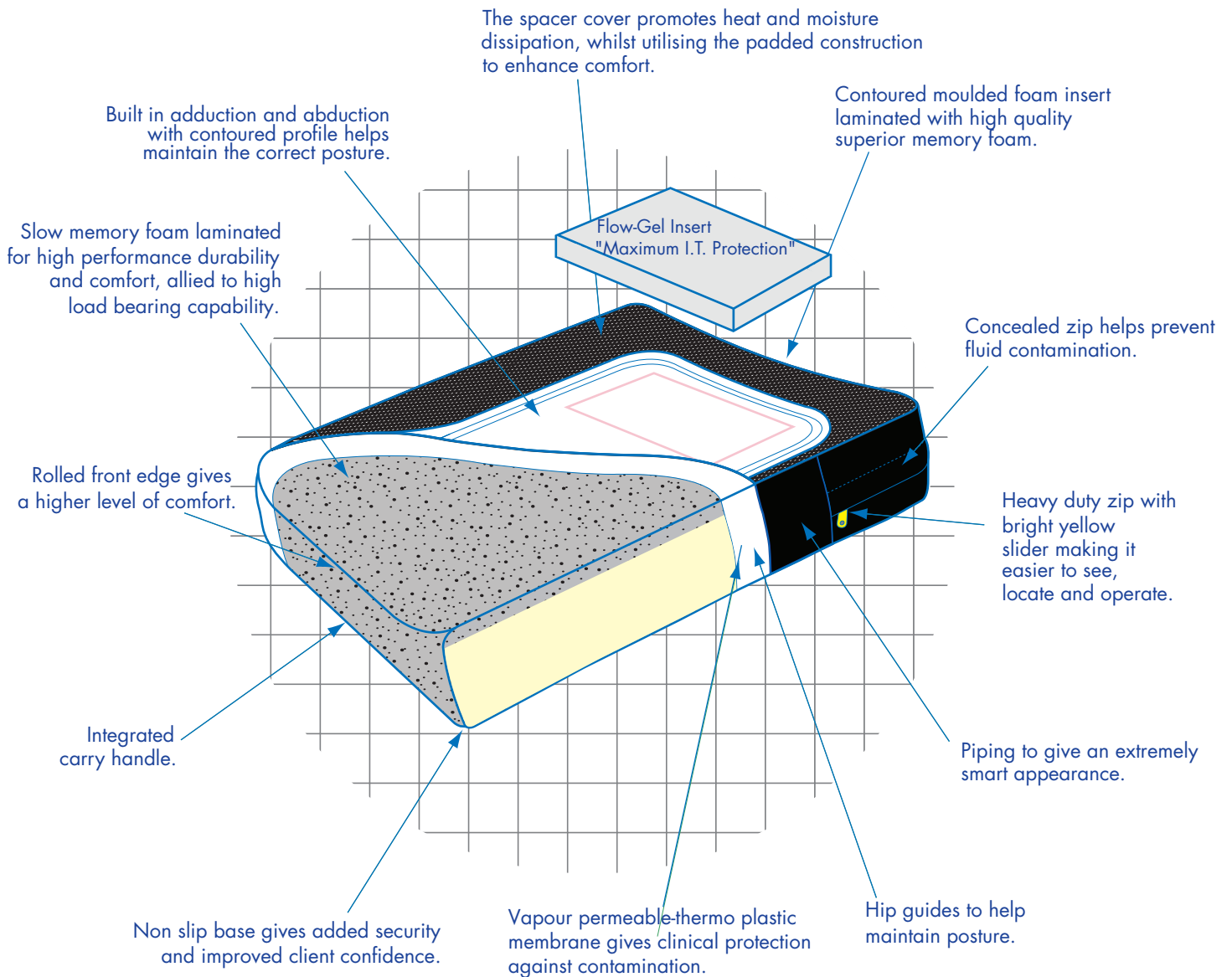
Can be washed at 60 degrees Celsius or dry cleaned.

Wipe over with full strength Sodium Hypochlorite or Sodium Dichloroisocyanurate and maintain surface contact for 2-5 minutes.

Wipe off and rinse with clean water and dry.

### DO NOT USE PHENOL BASED PRODUCTS ON ANY WATERPROOF COVER

If MRSA is suspected or confirmed please contact your Infection Control Department for advice.



## APPLICATION

**\*HIGH RISK**

**WITH POSTURE CONTROL**

**Sizes: Up to 18"X18".**

**Larger sizes available POA.**

# Interum

## S78



[www.mmsmedical.ie](http://www.mmsmedical.ie)

MMS Medical  
51 East Gate Drive,  
Little Island,  
Cork.  
T: 021 461 8000  
F: 021 461 8099  
E: [sales@mmsmedical.ie](mailto:sales@mmsmedical.ie)

MMS Medical  
Unit 81,  
Western Parkway Business Park,  
Lower Ballymount Road,  
Dublin 12.  
T: 01 450 0582  
F: 01 456 5889  
E: [sales@mmsmedical.ie](mailto:sales@mmsmedical.ie)



FM 30965



## Description:

The latest version of the Qbitus Interum seating component incorporates a completely new support profile for greater comfort, security and positional control and uses an amalgamation of the latest technology available in the field of memory foam and Flow-gel cushion products.

The Qbitus Interum's support layer has been re-shaped with a more acute and aggressively dynamic profile to give a greater degree of posture control and to encourage a higher degree of immersion.

A fast reacting Flow-gel insert is located in the I.T area to give maximum protection in these vulnerable and at risk areas, with a final layer using one of the leading memory foams available. This gives excellent protection over the entire working surface, providing both comfort and safety to the client over long periods of use.

## Sizes:

Up to 18"x18". All cushions are 4¾" in thickness. Larger sizes available (flat or crescent base).

## Cover:

A spacer cover is issued as standard equipment, chosen for its superior heat and Moisture dissipation and bringing with it a high degree of comfort, trimmed with piping and vapour permeable side banding, constructed on a non slip base for added security and incorporating a high visibility quality zip and slider, concealed for increased clinical performance. A vapour permeable thermo plastic interliner is included as standard. All relevant technical, directional and care information is clearly printed on the rear of the main cover.

## Risk Category\*:

High

## Foam Insert:

Constructed from carefully selected performance foams, chosen for their specific properties. A cold cured moulded base selected for its durability, control and comfort, (used extensively in the automotive industry for that reason) overlaid with Sunmate memory foam, recognised along with Pudgee as the worlds leading memory foam, which unlike other memory foams available (viscous-elastic) is temperature stable and is uniquely load bearing while maintaining its softness to give excellent comfort and long term support.

## Weight Guide†:

For maximum comfort, durability and performance the weight guide on a 17" x 17" is 18 stone (114kg)

## Support Pressure:

1 ½ lbs per square inch at 50% compression or deflection

## Linear Load Limit:

31 stone (197kg) on a typical 17"x17" cushion

\* Risk categories are given as a guide and rely on your judgement and experience.

† Weight Guides are a general indication of an ideal user weight to give optimum durability, comfort and performance; it is not a definitive or maximum value. (This product has been tested to 325lb (146kg) without failure).

# Instructions for Use and Cleaning

## DESIGN

The device has been designed to provide the correct levels of pressure reduction, support and comfort which are needed and according to the design the correct amount of postural assistance.

## PLACEMENT

1. Before using the cushion for the first time, please remove the outer packaging if present and check that the chair seat has no objects or projections which may damage the new cushion.
2. Place the device onto the chair ensuring that our label is on the base of the device (ie. do not sit or lean on the label side).

## CLEANING

The cushion has removable covers and can be cleaned according to the material type. If possible sponge off any spillage or contamination as soon as possible with hot water and soap. Do not remove the special transparent liner (if fitted) but sponge it down.

**DO NOT PLACE THE WHOLE DEVICE  
DIRECTLY INTO A WASHING MACHINE**

## DOMESTIC CLEANING

All products have an approved cleaning label which you should follow to ensure durability and cleanliness of the product.

ALL WATERPROOF COVERS wipe over with hot water and soap, a mild hypochlorite solution can also be used (Milton) if desired. Vapour permeable material, towelling and spacer covers can be machine washed at 60 degrees and tumbled dry on warm only. Leave to air dry before refitting. Do not use furniture polish on the cover.

## CLEANING INSTITUTIONAL VAPOUR PERMEABLE MATERIAL

Can be washed at 60 degrees Celsius or dry cleaned.

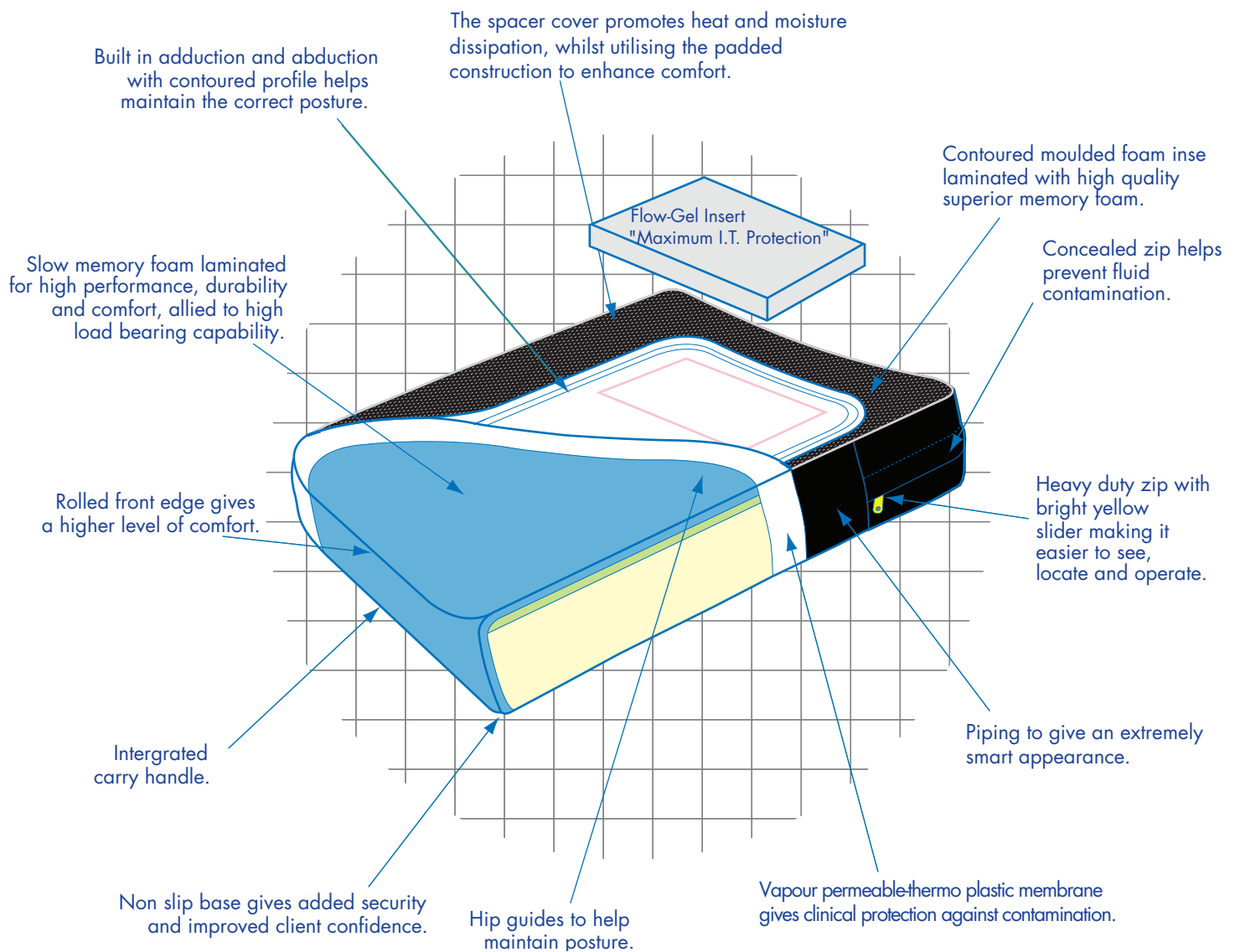
Wipe over with full strength Sodium Hypochlorite or Sodium Dichloroisocyanurate and maintain surface contact for 2-5 minutes.

Wipe off and rinse with clean water and dry.

## DO NOT USE PHENOL BASED PRODUCTS ON ANY WATERPROOF COVER

If MRSA is suspected or confirmed please contact your Infection Control Department for advice.





## APPLICATION

**\*HIGH RISK**

**WITH POSTURE CONTROL**

**Sizes: Up to 18"X18".**

Larger sizes available POA.

# Optimus

## S79



[www.mmsmedical.ie](http://www.mmsmedical.ie)

MMS Medical  
51 East Gate Drive,  
Little Island,  
Cork.  
T: 021 461 8000  
F: 021 461 8099  
E: [sales@mmsmedical.ie](mailto:sales@mmsmedical.ie)

MMS Medical  
Unit 81,  
Western Parkway Business Park,  
Lower Ballymount Road,  
Dublin 12.  
T: 01 450 0582  
F: 01 456 5889  
E: [sales@mmsmedical.ie](mailto:sales@mmsmedical.ie)



FM 30965

<b>Description:</b>	The Optimus is designed for the high risk client. As with the previous model of the Optimus it is a step up from the Interum, utilizing the same basic design criteria. However the Optimus marries Flow-gel technology with polymeric gel foam. This marriage of components provides for an ultimate combination of reactionary capabilities to any given shape. This provides optimum protection, comfort and enhanced control.
<b>Sizes:</b>	Up to 18" x 18". All cushions are 4¾" in thickness. Larger sizes available (flat or crescent based).
<b>Cover:</b>	A spacer cover is issued as standard equipment, chosen for its superior heat and moisture dissipation and bringing with it a high degree of comfort, trimmed with piping and vapour permeable side banding, constructed on a non slip base for added security and incorporating a high visibility quality zip and slider, concealed for increased clinical performance. A vapour permeable thermo plastic interliner is clearly printed on the rear of the main cover.
<b>Risk Category*:</b>	High
<b>Foam Insert:</b>	A low profile moulded and laminated contruction using a triple layer of materials that are combined to provide the ultimate in fit, pressure distribution and the reduction of shearing forces.
<b>Weight Guide†:</b>	For maximum comfort, durability and performance the weight guide on a 17" x 17" is 20 stone (127kg)
<b>Support Pressure:</b>	1½ lbs per square inch at 50% compression or deflection
<b>Linear Load Limit:</b>	31 stone (197kg) on a typical 17"x17" cushion

\* Risk categories are given as a guide and rely on your judgement and experience.

† Weight Guides are a general indication of an ideal user weight to give optimum durability, comfort and performance; it is not a definitive or maximum value. (This product has been tested to 325lb (146kg) without failure).

## Instructions for Use and Cleaning

### DESIGN

The device has been designed to provide the correct levels of pressure reduction, support and comfort which are needed and according to the design the correct amount of postural assistance.

### PLACEMENT

1. Before using the cushion for the first time, please remove the outer packaging if present and check that the chair seat has no objects or projections which may damage the new cushion.
2. Place the device onto the chair ensuring that our label is on the base of the device (ie. do not sit or lean on the label side).

### CLEANING

The cushion has removable covers and can be cleaned according to the material type. If possible sponge off any spillage or contamination as soon as possible with hot water and soap. Do not remove the special transparent liner (if fitted) but sponge it down.

**DO NOT PLACE THE WHOLE DEVICE  
DIRECTLY INTO A WASHING MACHINE**

### DOMESTIC CLEANING

All products have an approved cleaning label which you should follow to ensure durability and cleanliness of the product.

ALL WATERPROOF COVERS wipe over with hot water and soap, a mild hypochlorite solution can also be used (Milton) if desired. Vapour permeable material, towelling and spacer covers can be machine washed at 60 degrees and tumbled dry on warm only. Leave to air dry before refitting. Do not use furniture polish on the cover.

### CLEANING INSTITUTIONAL VAPOUR PERMEABLE MATERIAL

Can be washed at 60 degrees Celsius or dry cleaned.

Wipe over with full strength Sodium Hypochlorite or Sodium Dichloroisocyanurate and maintain surface contact for 2-5 minutes.

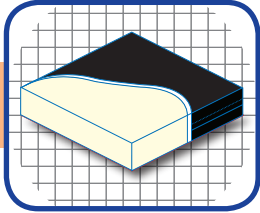
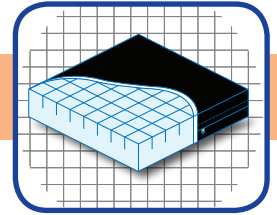
Wipe off and rinse with clean water and dry.

### DO NOT USE PHENOL BASED PRODUCTS ON ANY WATERPROOF COVER

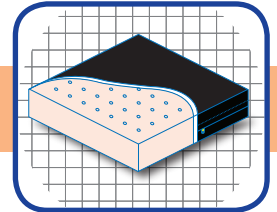
If MRSA is suspected or confirmed please contact your Infection Control Department for advice.

# Bespoke & Miscellaneous Products


**Castle-Tops**



**Cold Mould**




**Pin-Core**




**Qbi-Flex**



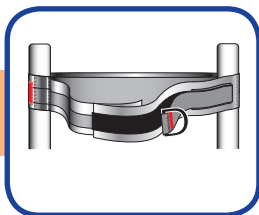
**Lateral Support System**




**Qbi-Gel**



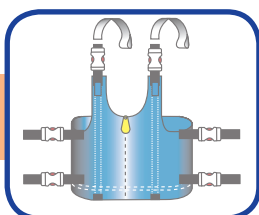
**DebbonAir**



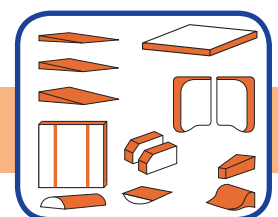
**Halifax Chest Strap**



**Halifax Groin Harness**



**Waistcoat Harnesses & Measurements**

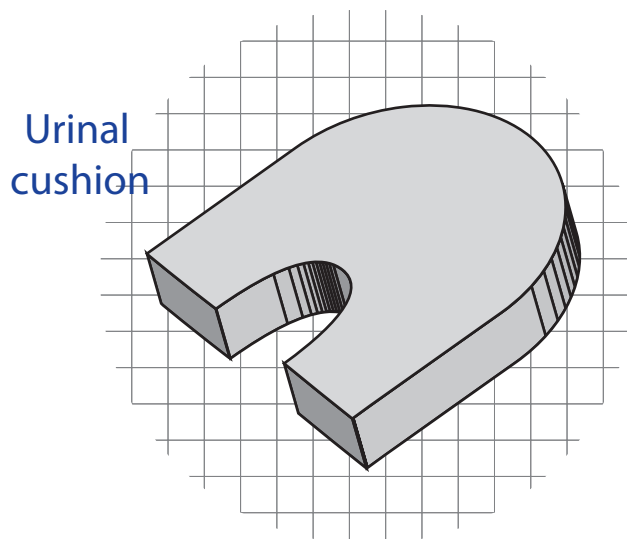
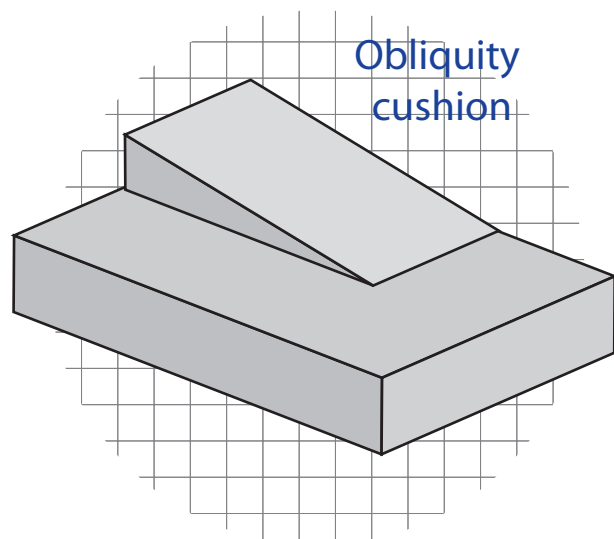
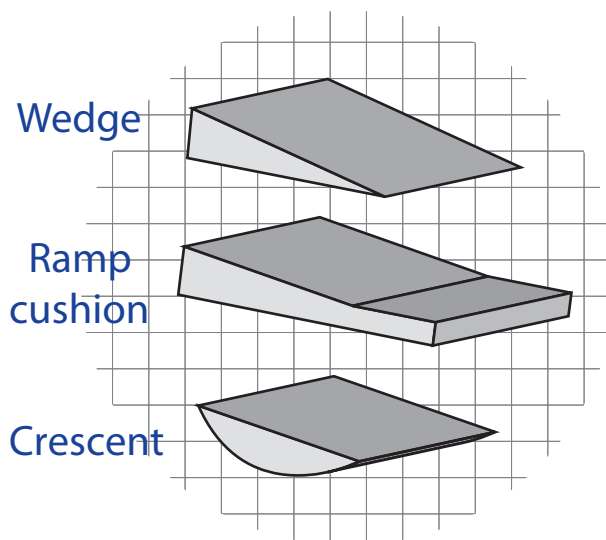
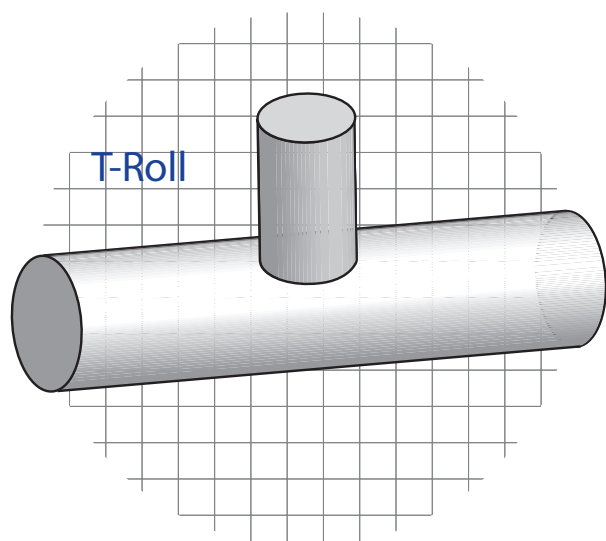


**Assessment Kit**

# Bespoke & Miscellaneous Products

Qbitus Products, as the UK's largest supplier of bespoke medical cushions to the NHS are a renowned manufacturer who are able to provide you with a fast and efficient service manufacturing tailor made versions of the Qbitus Product range. Alternatively, constructing cushions, back rests and positional items to your own specific design diagrams or instructions to meet your clients individual needs.

Examples of products such as replacement cover for Qbitus or other manufacturers cushioning, standard or bespoke armrests, T-rolls, wedges, harnessing for all sizes and age groups are readily available.

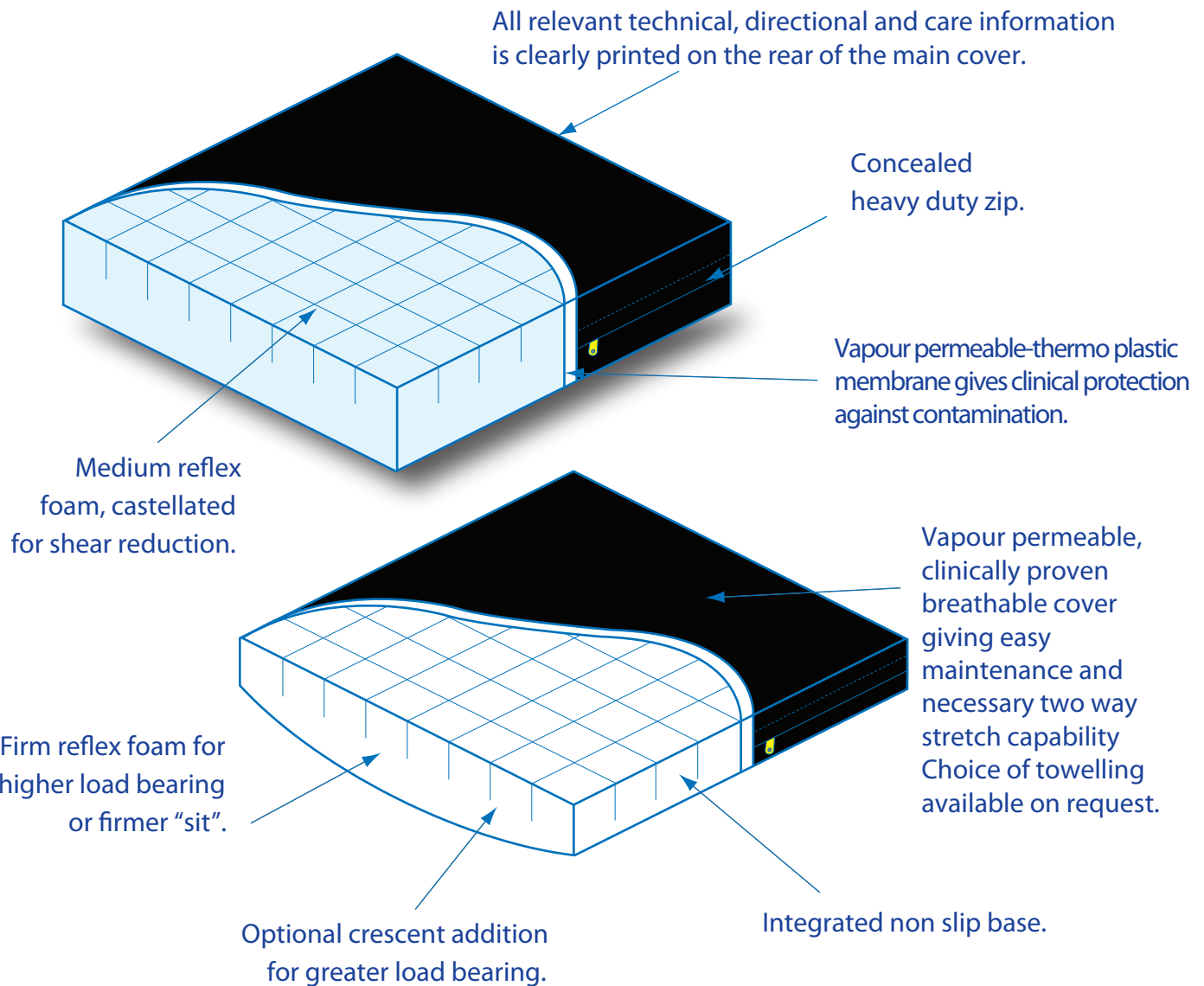


[www.mmsmedical.ie](http://www.mmsmedical.ie)

MMS Medical  
51 East Gate Drive,  
Little Island,  
Cork.  
T: 021 461 8000  
F: 021 461 8099  
E: [sales@mmsmedical.ie](mailto:sales@mmsmedical.ie)

MMS Medical  
Unit 81,  
Western Parkway Business Park,  
Lower Ballymount Road,  
Dublin 12.  
T: 01 450 0582  
F: 01 456 5889  
E: [sales@mmsmedical.ie](mailto:sales@mmsmedical.ie)





## APPLICATION

**\*LOW/MEDIUM RISK**

Sizes: Up to 18"x18"  
Larger sizes available POA.

# Castle-Tops

**S43, S44, S45 & S46**



[www.mmsmedical.ie](http://www.mmsmedical.ie)

MMS Medical  
51 East Gate Drive,  
Little Island,  
Cork.  
T: 021 461 8000  
F: 021 461 8099  
E: [sales@mmsmedical.ie](mailto:sales@mmsmedical.ie)

MMS Medical  
Unit 81,  
Western Parkway Business Park,  
Lower Ballymount Road,  
Dublin 12.  
T: 01 450 0582  
F: 01 456 5889  
E: [sales@mmsmedical.ie](mailto:sales@mmsmedical.ie)



FM 30965

# Castle-Tops

<b>Description:</b>	Constructed in either high grade RX39 (med) or CM60 (firm)  The Castle-Top range have a flat base. The Castle-Top Plus versions have an integral crescent to take up any canvas sag.
<b>Sizes:</b>	Up to 18"x18". Castle-Top is 3" in thickness. Castle-Top Plus is 3½" (2" + 1½" crescent). Larger sizes available POA.
<b>Cover:</b>	Vapour permeable material for convenience. Each cover is equipped with a highly visible heavy duty zip and a vapour permeable thermo plastic liner for extra protection, both finished off with a non slip base for added security. All relevant safety and maintenance information screen printed on the rear of the cover.
<b>Risk Category*:</b>	Low/medium
<b>Foam Insert:</b>	High grade modern reflex foams, either RX39 or CM60 depending on suitability. This is chosen for its reliability. Castle-Top with flat base. Castle-Top Plus with crescent base.
<b>Weight Guide†:</b>	For maximum comfort, durability and performance the weight guide on a 17" x 17" is: S46 – Castle-Top (med) – 16 Stone (102kg)   S45 – Castle-Top (firm) – 20 Stone (127kg) S44 – Castle-Top Plus (med) – 16 Stone (102kg) S43 – Castle-Top Plus (firm) – 20 Stone (127kg)
<b>Support Pressure:</b>	Med – 1¼ lb per square inch at 50% compression or deflection Firm – 1½ lb per square inch at 50% compression or deflection
<b>Linear Load Limit:</b>	Med – 31 stone (197kg) on a typical 17"x17" cushion Firm – 31 stone (197kg) on a typical 17"x17" cushion

\* Risk categories are given as a guide and rely on your judgement and experience.

† Weight Guides are a general indication of an ideal user weight to give optimum durability, comfort and performance; it is not a definitive or maximum value. (This product has been tested to 325lb (146kg) without failure).

## Instructions for Use and Cleaning

### DESIGN

The device has been designed to provide the correct levels of pressure reduction, support and comfort which are needed and according to the design the correct amount of postural assistance.

### PLACEMENT

1. Before using the cushion for the first time, please remove the outer packaging if present and check that the chair seat has no objects or projections which may damage the new cushion.
2. Place the device onto the chair ensuring that our label is on the base of the device (ie. do not sit or lean on the label side).

### CLEANING

The cushion has removable covers and can be cleaned according to the material type. If possible sponge off any spillage or contamination as soon as possible with hot water and soap. Do not remove the special transparent liner (if fitted) but sponge it down.

**DO NOT PLACE THE WHOLE DEVICE  
DIRECTLY INTO A WASHING MACHINE**

### DOMESTIC CLEANING

All products have an approved cleaning label which you should follow to ensure durability and cleanliness of the product.

ALL WATERPROOF COVERS wipe over with hot water and soap, a mild hypochlorite solution can also be used (Milton) if desired. Vapour permeable material, towelling and spacer covers can be machine washed at 60 degrees and tumbled dry on warm only. Leave to air dry before refitting. Do not use furniture polish on the cover.

### CLEANING INSTITUTIONAL VAPOUR PERMEABLE MATERIAL

Can be washed at 60 degrees Celsius or dry cleaned.

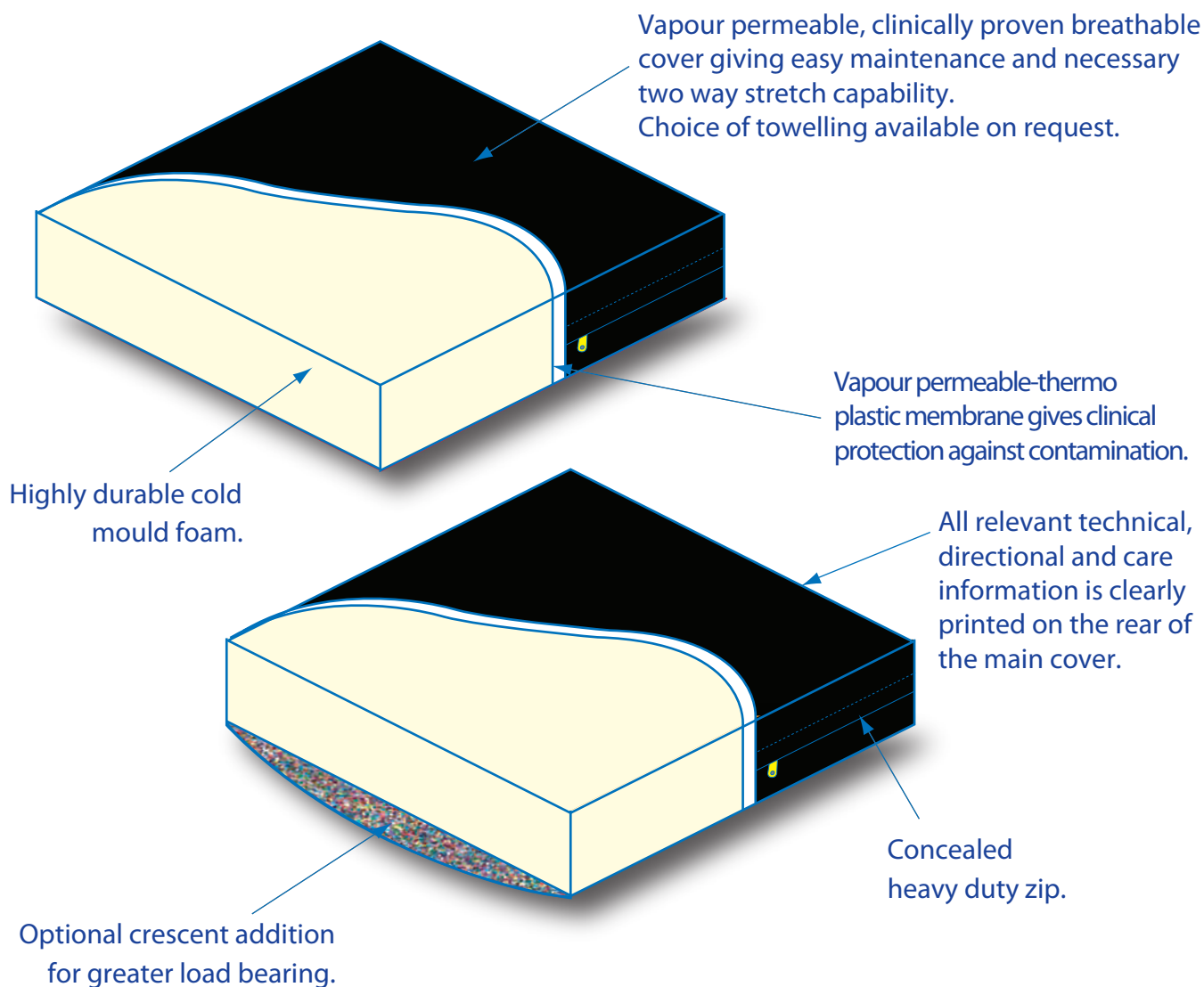
Wipe over with full strength Sodium Hypochlorite or Sodium Dichloroisocyanurate and maintain surface contact for 2-5 minutes.

Wipe off and rinse with clean water and dry.

### DO NOT USE PHENOL BASED PRODUCTS ON ANY WATERPROOF COVER

If MRSA is suspected or confirmed please contact your Infection Control Department for advice.





## APPLICATION

**\*LOW/MEDIUM RISK**

Sizes: Up to 18"x18"  
Larger sizes available POA.

# Cold Mould

**S6, S7 & S8**



[www.mmsmedical.ie](http://www.mmsmedical.ie)

MMS Medical  
51 East Gate Drive,  
Little Island,  
Cork.  
T: 021 461 8000  
F: 021 461 8099  
E: [sales@mmsmedical.ie](mailto:sales@mmsmedical.ie)

MMS Medical  
Unit 81,  
Western Parkway Business Park,  
Lower Ballymount Road,  
Dublin 12.  
T: 01 450 0582  
F: 01 456 5889  
E: [sales@mmsmedical.ie](mailto:sales@mmsmedical.ie)



# Cold Mould

<b>Description:</b>	A high quality and very durable foam insert manufactured to your specific size. Finished with the cover of your choice. Includes vapour permeable, thermo plastic liner.
<b>Sizes:</b>	Up to 18"x18". Larger sizes available POA. (flat or crescent base). Thicknesses – 2", 3", 4" (others on request).
<b>Cover:</b>	Vapour permeable cover as standard, towelling material on request, vapour permeable thermo plastic liner. All relevant technical, directional and care information is clearly printed on the rear of the cover.
<b>Risk Category*:</b>	Low/medium
<b>Foam Insert:</b>	High grade modern foam (used extensively in the automotive field for its comfort and durability).
<b>Weight Guide†:</b>	For maximum comfort, durability and performance the weight guide on a 17" x 17" is: 2" – 13 stone (83kg)   3" – 15 stone (95kg)   4" – 18 stone (114kg)
<b>Support Pressure:</b>	1 lb per square inch at 50% compression or deflection
<b>Linear Load Limit:</b>	2" – 21 stone (133kg) on a typical 17"x17" cushion 3" – 23 stone (146kg) on a typical 17"x17" cushion 4" – 24 stone (152kg) on a typical 17"x17" cushion

\* Risk categories are given as a guide and rely on your judgement and experience.

† Weight Guides are a general indication of an ideal user weight to give optimum durability, comfort and performance; it is not a definitive or maximum value. (This product has been tested to 325lb (146kg) without failure).

## Instructions for Use and Cleaning

### DESIGN

The device has been designed to provide the correct levels of pressure reduction, support and comfort which are needed and according to the design the correct amount of postural assistance.

### PLACEMENT

1. Before using the cushion for the first time, please remove the outer packaging if present and check that the chair seat has no objects or projections which may damage the new cushion.
2. Place the device onto the chair ensuring that our label is on the base of the device (ie. do not sit or lean on the label side).

### CLEANING

The cushion has removable covers and can be cleaned according to the material type. If possible sponge off any spillage or contamination as soon as possible with hot water and soap. Do not remove the special transparent liner (if fitted) but sponge it down.

**DO NOT PLACE THE WHOLE DEVICE  
DIRECTLY INTO A WASHING MACHINE**

### DOMESTIC CLEANING

All products have an approved cleaning label which you should follow to ensure durability and cleanliness of the product.

ALL WATERPROOF COVERS wipe over with hot water and soap, a mild hypochlorite solution can also be used (Milton) if desired. Vapour permeable material, towelling and spacer covers can be machine washed at 60 degrees and tumbled dry on warm only. Leave to air dry before refitting. Do not use furniture polish on the cover.

### CLEANING INSTITUTIONAL VAPOUR PERMEABLE MATERIAL

Can be washed at 60 degrees Celsius or dry cleaned.

Wipe over with full strength Sodium Hypochlorite or Sodium Dichloroisocyanurate and maintain surface contact for 2-5 minutes.

Wipe off and rinse with clean water and dry.

### DO NOT USE PHENOL BASED PRODUCTS ON ANY WATERPROOF COVER

If MRSA is suspected or confirmed please contact your Infection Control Department for advice.

Vapour permeable, clinically proven breathable cover giving easy maintenance and necessary two way stretch capability.

All relevant technical, directional and care information is clearly printed on the rear of the main cover.

Soft sit  
Pin-Core foam.

Concealed  
heavy duty zip.

Vapour permeable-thermo plastic membrane gives clinical protection against contamination.

Optional crescent addition  
for greater load bearing.

Low viscosity rebound  
gives a high standard  
of pressure distribution.

Pierced construction for breathability.

APPLICATION  
\*MEDIUM RISK

Sizes: Up to 18"x18"  
Larger sizes available POA.

## Pin-Core

## S3, S4 & S6

**MMS**  
MEDICAL

[www.mmsmedical.ie](http://www.mmsmedical.ie)

MMS Medical  
51 East Gate Drive,  
Little Island,  
Cork.  
T: 021 461 8000  
F: 021 461 8099  
E: [sales@mmsmedical.ie](mailto:sales@mmsmedical.ie)

MMS Medical  
Unit 81,  
Western Parkway Business Park,  
Lower Ballymount Road,  
Dublin 12.  
T: 01 450 0582  
F: 01 456 5889  
E: [sales@mmsmedical.ie](mailto:sales@mmsmedical.ie)



FM 30965

<b>Description:</b>	An extremely comfortable product with good air circulation, giving exceptional heat and moisture disipation, which reduces the chance of masseration. Highly recommended and a favourite for the frail and elderly, giving good comfort for general issue and medium risk users.
<b>Sizes:</b>	Up to 18"x18". All cushions are available POA. Thicknesses – 2", 3", 4" (others on request).
<b>Cover:</b>	Vapour permeable cover as standard, towelling material on request, vapour permeable thermo plastic liner. All relevant technical, directional and care information is clearly printed on the rear of the cover.
<b>Risk Category*:</b>	Medium/comfort
<b>Foam Insert:</b>	A high quality, firm density Pin-Core foam (manmade latex) with built in piercings for better air circulation and greater long term comfort.
<b>Weight Guide†:</b>	Adding a crescent base allows approximately 30% increase in load bearing. For maximum comfort, durability and performance the weight guide on a 17" x 17" is: 2" Pincore – 8 Stone (51kg) 3" Pincore – 12 Stone (76kg) 4" Pincore – 14 Stone (89kg)
<b>Support Pressure:</b>	¾ lb per square inch at 50% compression or deflection
<b>Linear Load Limit:</b>	2" – 12stone (76kg) on a typical 17"x17" cushion 3" – 14stone (89kg) on a typical 17"x17" cushion 4" – 16stone (102kg) on a typical 17"x17" cushion Crescent base – 19stone (121kg) on a typical 17"x17" cushion

\* Risk categories are given as a guide and rely on your judgement and experience.

† Weight Guides are a general indication of an ideal user weight to give optimum durability, comfort and performance; it is not a definitive or maximum value. (This product has been tested to 325lb (146kg) without failure).

## Instructions for Use and Cleaning

### DESIGN

The device has been designed to provide the correct levels of pressure reduction, support and comfort which are needed and according to the design the correct amount of postural assistance.

### PLACEMENT

1. Before using the cushion for the first time, please remove the outer packaging if present and check that the chair seat has no objects or projections which may damage the new cushion.
2. Place the device onto the chair ensuring that our label is on the base of the device (ie. do not sit or lean on the label side).

### CLEANING

The cushion has removable covers and can be cleaned according to the material type. If possible sponge off any spillage or contamination as soon as possible with hot water and soap. Do not remove the special transparent liner (if fitted) but sponge it down.

**DO NOT PLACE THE WHOLE DEVICE  
DIRECTLY INTO A WASHING MACHINE**

### DOMESTIC CLEANING

All products have an approved cleaning label which you should follow to ensure durability and cleanliness of the product.

ALL WATERPROOF COVERS wipe over with hot water and soap, a mild hypochlorite solution can also be used (Milton) if desired. Vapour permeable material, towelling and spacer covers can be machine washed at 60 degrees and tumbled dry on warm only. Leave to air dry before refitting. Do not use furniture polish on the cover.

### CLEANING INSTITUTIONAL VAPOUR PERMEABLE MATERIAL

Can be washed at 60 degrees Celsius or dry cleaned.

Wipe over with full strength Sodium Hypochlorite or Sodium Dichloroisocyanurate and maintain surface contact for 2-5 minutes.

Wipe off and rinse with clean water and dry.

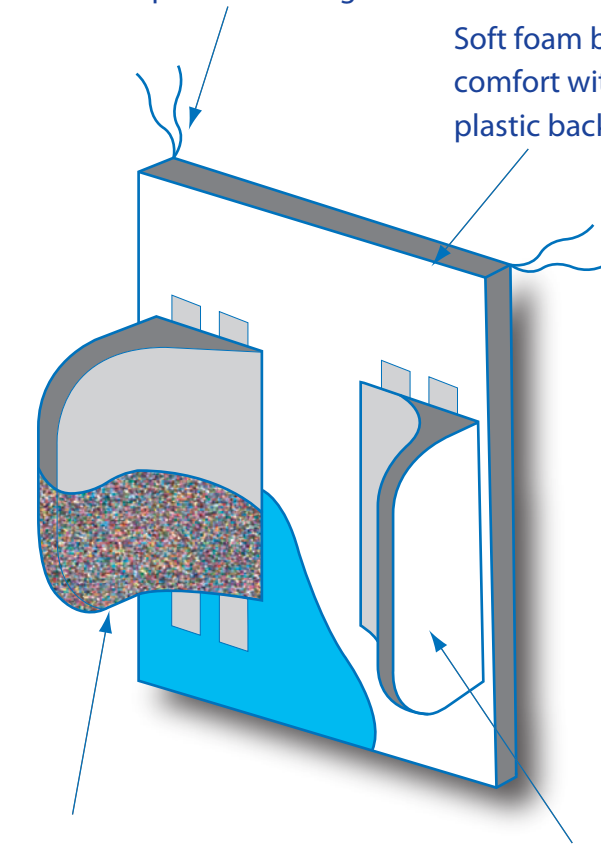
### DO NOT USE PHENOL BASED PRODUCTS ON ANY WATERPROOF COVER

If MRSA is suspected or confirmed please contact your Infection Control Department for advice.

Located with tie tapes  
or snap lock webbing.


Soft foam back rest for  
comfort with reinforced  
plastic backing.

Spacer cover gives good  
air circulation.



Thoracics can be sized to  
suit clients' needs.

Adjustable thoracics.



## APPLICATION

\*LOW/MEDIUM ASSISTANCE  
AND SUPPORT

# Lateral Support System

**S15**



[www.mmsmedical.ie](http://www.mmsmedical.ie)

MMS Medical  
51 East Gate Drive,  
Little Island,  
Cork.  
T: 021 461 8000  
F: 021 461 8099  
E: [sales@mmsmedical.ie](mailto:sales@mmsmedical.ie)

MMS Medical  
Unit 81,  
Western Parkway Business Park,  
Lower Ballymount Road,  
Dublin 12.  
T: 01 450 0582  
F: 01 456 5889  
E: [sales@mmsmedical.ie](mailto:sales@mmsmedical.ie)



Class 1



FM 30965



# Lateral Support System

## Description:

The back cushion is constructed of 1" RX39, comfort foam, backed with 1mm ABS plastic for flexibility and Lateral rigidity. The thoracics are constructed from A grade 8lb chip foam for strength and comfort.

The Lateral Support System consists of a Velcro faced backrest, which has an integral stiffener and two Velcro attached thoracic supports.

The unique contour of the thoracic pads ensures a snug fit to assist the user's posture when they lean back into the chair.

Correct alignment is achieved by adjusting pad position to suit the user's needs. Unequal pad sizes can be supplied.

## Sizes:

Any Size Available

## Cover:

Black spacer cover as standard.

All are removable with a zip.

Other covers such as vapour permeable material can be specified.

## Application:

To give a low/medium amount of assistance and support.

\* Risk categories are given as a guide and rely on your judgement and experience.

† Weight Guides are a general indication of an ideal user weight to give optimum durability, comfort and performance; it is not a definitive or maximum value. (This product has been tested to 325lb (146kg) without failure).

## Instructions for Use and Cleaning

### DESIGN

The device has been designed to provide the correct levels of pressure reduction, support and comfort which are needed and according to the design the correct amount of postural assistance.

### PLACEMENT

1. Before using the cushion for the first time, please remove the outer packaging if present and check that the chair seat has no objects or projections which may damage the new cushion.
2. Place the device onto the chair ensuring that our label is on the base of the device (ie. do not sit or lean on the label side).

### CLEANING

The cushion has removable covers and can be cleaned according to the material type. If possible sponge off any spillage or contamination as soon as possible with hot water and soap. Do not remove the special transparent liner (if fitted) but sponge it down.

**DO NOT PLACE THE WHOLE DEVICE  
DIRECTLY INTO A WASHING MACHINE**

### DOMESTIC CLEANING

All products have an approved cleaning label which you should follow to ensure durability and cleanliness of the product.

ALL WATERPROOF COVERS wipe over with hot water and soap, a mild hypochlorite solution can also be used (Milton) if desired. Vapour permeable material, towelling and spacer covers can be machine washed at 60 degrees and tumbled dry on warm only. Leave to air dry before refitting. Do not use furniture polish on the cover.

### CLEANING INSTITUTIONAL VAPOUR PERMEABLE MATERIAL

Can be washed at 60 degrees Celsius or dry cleaned.

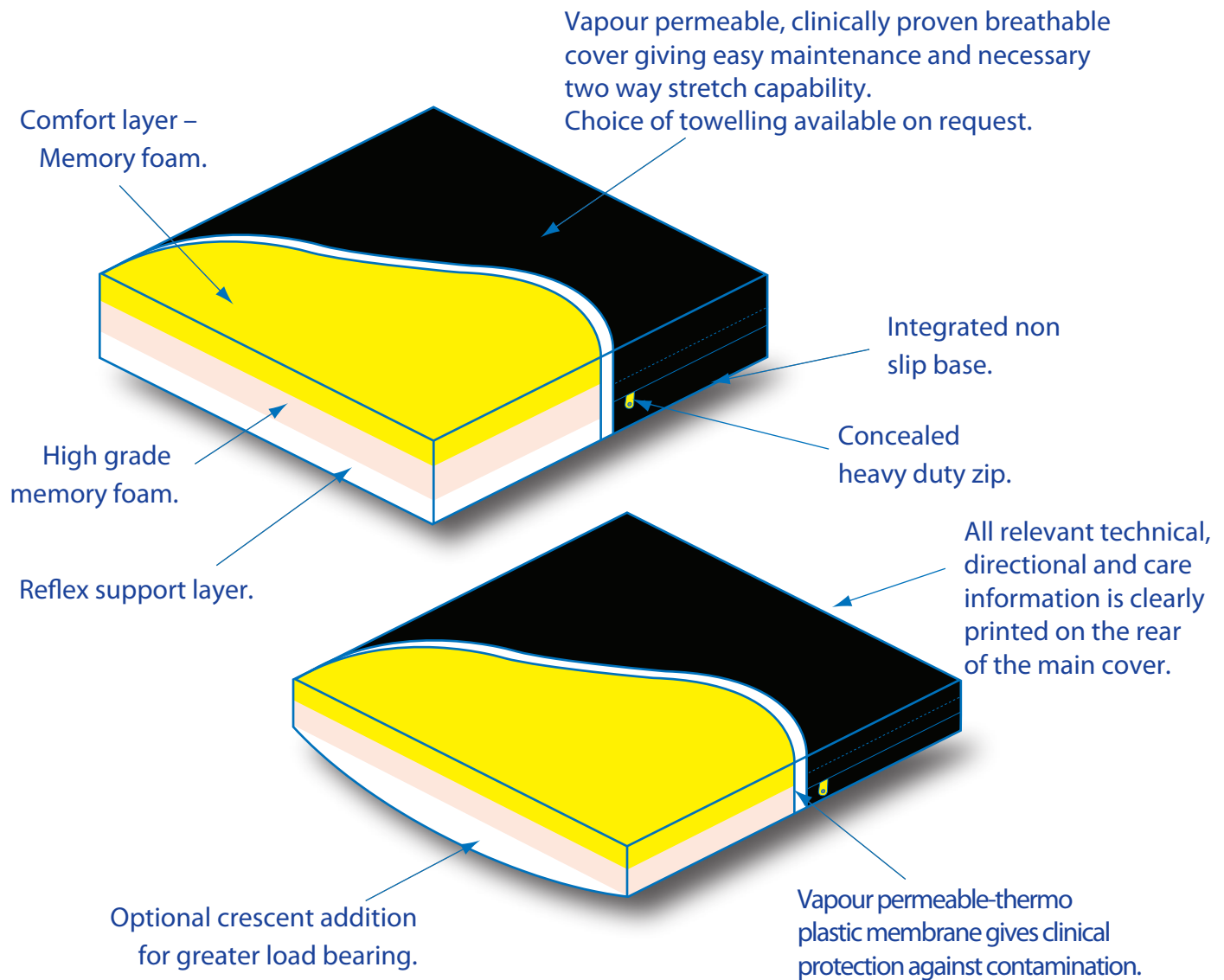
Wipe over with full strength Sodium Hypochlorite or Sodium Dichloroisocyanurate and maintain surface contact for 2-5 minutes.

Wipe off and rinse with clean water and dry.

### DO NOT USE PHENOL BASED PRODUCTS ON ANY WATERPROOF COVER

If MRSA is suspected or confirmed please contact your Infection Control Department for advice.





## APPLICATION

**\*MEDIUM/HIGH RISK**

**Sizes:** Up to 18" x 18"  
Larger sizes available POA.

# Qbi-Flex

## S11



[www.mmsmedical.ie](http://www.mmsmedical.ie)

MMS Medical  
51 East Gate Drive,  
Little Island,  
Cork.  
T: 021 461 8000  
F: 021 461 8099  
E: [sales@mmsmedical.ie](mailto:sales@mmsmedical.ie)

MMS Medical  
Unit 81,  
Western Parkway Business Park,  
Lower Ballymount Road,  
Dublin 12.  
T: 01 450 0582  
F: 01 456 5889  
E: [sales@mmsmedical.ie](mailto:sales@mmsmedical.ie)



FM 30965



<b>Description:</b>	A linear, high performance, cost effective memory foam product giving excellent pressure distribution and comfort. Constructed of three layers: a 1" reflex load bearing foam, 1 ½" of high density memory foam, topped with ½" soft viscous foam for increased comfort.
<b>Sizes:</b>	Up to 18"x18", minimum 3" thickness. Larger sizes available POA.
<b>Cover:</b>	Vapour permeable cover as standard, towelling material on request, vapour permeable thermo plastic liner. All relevant technical, directional and care information is clearly printed on the rear of the cover.
<b>Risk Category*:</b>	Medium/high
<b>Foam Insert:</b>	A directional, multi layer memory and reflex foam lamination.
<b>Weight Guide†:</b>	For maximum comfort, durability and performance the weight guide on a 17" x 17" is 15 Stone (95kg)
<b>Support Pressure:</b>	1 lb per square inch at 50% compression or deflection
<b>Linear Load Limit:</b>	20 stone (127kg) on a typical 17"x17" cushion

\* Risk categories are given as a guide and rely on your judgement and experience.

† Weight Guides are a general indication of an ideal user weight to give optimum durability, comfort and performance; it is not a definitive or maximum value. (This product has been tested to 325lb (146kg) without failure).

## Instructions for Use and Cleaning

### DESIGN

The device has been designed to provide the correct levels of pressure reduction, support and comfort which are needed and according to the design the correct amount of postural assistance.

### PLACEMENT

1. Before using the cushion for the first time, please remove the outer packaging if present and check that the chair seat has no objects or projections which may damage the new cushion.
2. Place the device onto the chair ensuring that our label is on the base of the device (ie. do not sit or lean on the label side).

### CLEANING

The cushion has removable covers and can be cleaned according to the material type. If possible sponge off any spillage or contamination as soon as possible with hot water and soap. Do not remove the special transparent liner (if fitted) but sponge it down.

**DO NOT PLACE THE WHOLE DEVICE  
DIRECTLY INTO A WASHING MACHINE**

### DOMESTIC CLEANING

All products have an approved cleaning label which you should follow to ensure durability and cleanliness of the product.

ALL WATERPROOF COVERS wipe over with hot water and soap, a mild hypochlorite solution can also be used (Milton) if desired. Vapour permeable material, towelling and spacer covers can be machine washed at 60 degrees and tumbled dry on warm only. Leave to air dry before refitting. Do not use furniture polish on the cover.

### CLEANING INSTITUTIONAL VAPOUR PERMEABLE MATERIAL

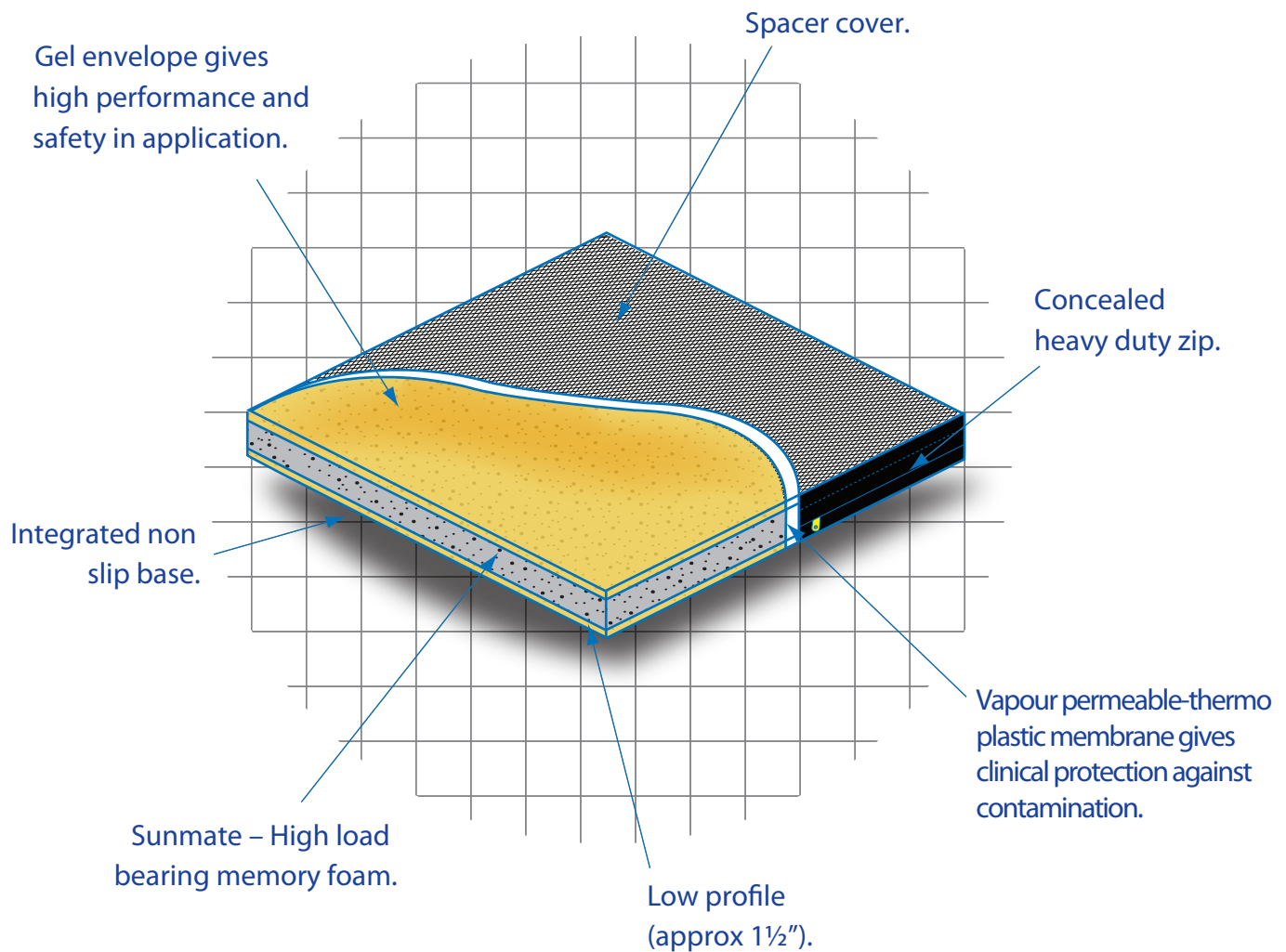
Can be washed at 60 degrees Celsius or dry cleaned.

Wipe over with full strength Sodium Hypochlorite or Sodium Dichloroisocyanurate and maintain surface contact for 2-5 minutes.

Wipe off and rinse with clean water and dry.

### DO NOT USE PHENOL BASED PRODUCTS ON ANY WATERPROOF COVER

If MRSA is suspected or confirmed please contact your Infection Control Department for advice.



## APPLICATION

**\*HIGH RISK**

**Sizes:** 16"x16", 17"x17", 18"x16",  
18"x17", 20"x18"

# Qbi-Gel

## S77



[www.mmsmedical.ie](http://www.mmsmedical.ie)

MMS Medical  
51 East Gate Drive,  
Little Island,  
Cork.  
T: 021 461 8000  
F: 021 461 8099  
E: [sales@mmsmedical.ie](mailto:sales@mmsmedical.ie)

MMS Medical  
Unit 81,  
Western Parkway Business Park,  
Lower Ballymount Road,  
Dublin 12.  
T: 01 450 0582  
F: 01 456 5889  
E: [sales@mmsmedical.ie](mailto:sales@mmsmedical.ie)



<b>Description:</b>	<p>The Qbi-Gel is an extremely comfortable, low profile, high risk cushion. It has a safety feature of being multi directional, and comes complete with a specialised cover which helps dissipate heat and moisture using natural ventilation. Recommended for clients who would not normally accommodate a gel product.</p> <p>It is a multi layered cushion constructed from Sunmate, a leading memory foam, with an envelope of hi tech gel. This provides excellent pressure distribution properties and shear reduction necessary for high risk client care. The Qbi-Gel is an extremely low-profile product (typically 1½") which has little effect on the wheelchair seating aspect, therefore not inhibiting the transferral process. It also comes complete with a non slip base and an inner thermo plastic vapour permeable liner.</p>
<b>Sizes:</b>	<p>The Qbi-Gel comes in 16"x16", 17"x17", 18"x16", 18"x17" and 20"x18" only. All cushions are 1½" in thickness.</p>
<b>Cover:</b>	<p>Hi tech spacer material which gives excellent air circulation and comfort complete with a non slip base, heavy duty concealed zip and slider, with an inner thermo plastic vapour permeable liner.</p>
<b>Risk Category*:</b>	<p>High</p>
<b>Foam Insert:</b>	<p>High grade Sunmate memory foam, enveloped in gel.</p>
<b>Weight Guide†:</b>	<p>For maximum comfort, durability and performance the weight guide on a 17" x 17" is 30 Stone (191kg)</p>
<b>Support Pressure:</b>	<p>1¾ lbs per square inch at 50% compression or deflection</p>
<b>Linear Load Limit:</b>	<p>34 stone (216kg) on a typical 17"x17" cushion</p>

\* Risk categories are given as a guide and rely on your judgement and experience.

† Weight Guides are a general indication of an ideal user weight to give optimum durability, comfort and performance; it is not a definitive or maximum value. (This product has been tested to 325lb (146kg) without failure).

## Instructions for Use and Cleaning

### DESIGN

The device has been designed to provide the correct levels of pressure reduction, support and comfort which are needed and according to the design the correct amount of postural assistance.

### PLACEMENT

1. Before using the cushion for the first time, please remove the outer packaging if present and check that the chair seat has no objects or projections which may damage the new cushion.
2. Place the device onto the chair ensuring that our label is on the base of the device (ie. do not sit or lean on the label side).

### CLEANING

The cushion has removable covers and can be cleaned according to the material type. If possible sponge off any spillage or contamination as soon as possible with hot water and soap. Do not remove the special transparent liner (if fitted) but sponge it down.

**DO NOT PLACE THE WHOLE DEVICE  
DIRECTLY INTO A WASHING MACHINE**

### DOMESTIC CLEANING

All products have an approved cleaning label which you should follow to ensure durability and cleanliness of the product.

ALL WATERPROOF COVERS wipe over with hot water and soap, a mild hypochlorite solution can also be used (Milton) if desired. Vapour permeable material, towelling and spacer covers can be machine washed at 60 degrees and tumbled dry on warm only. Leave to air dry before refitting. Do not use furniture polish on the cover.

### CLEANING INSTITUTIONAL VAPOUR PERMEABLE MATERIAL

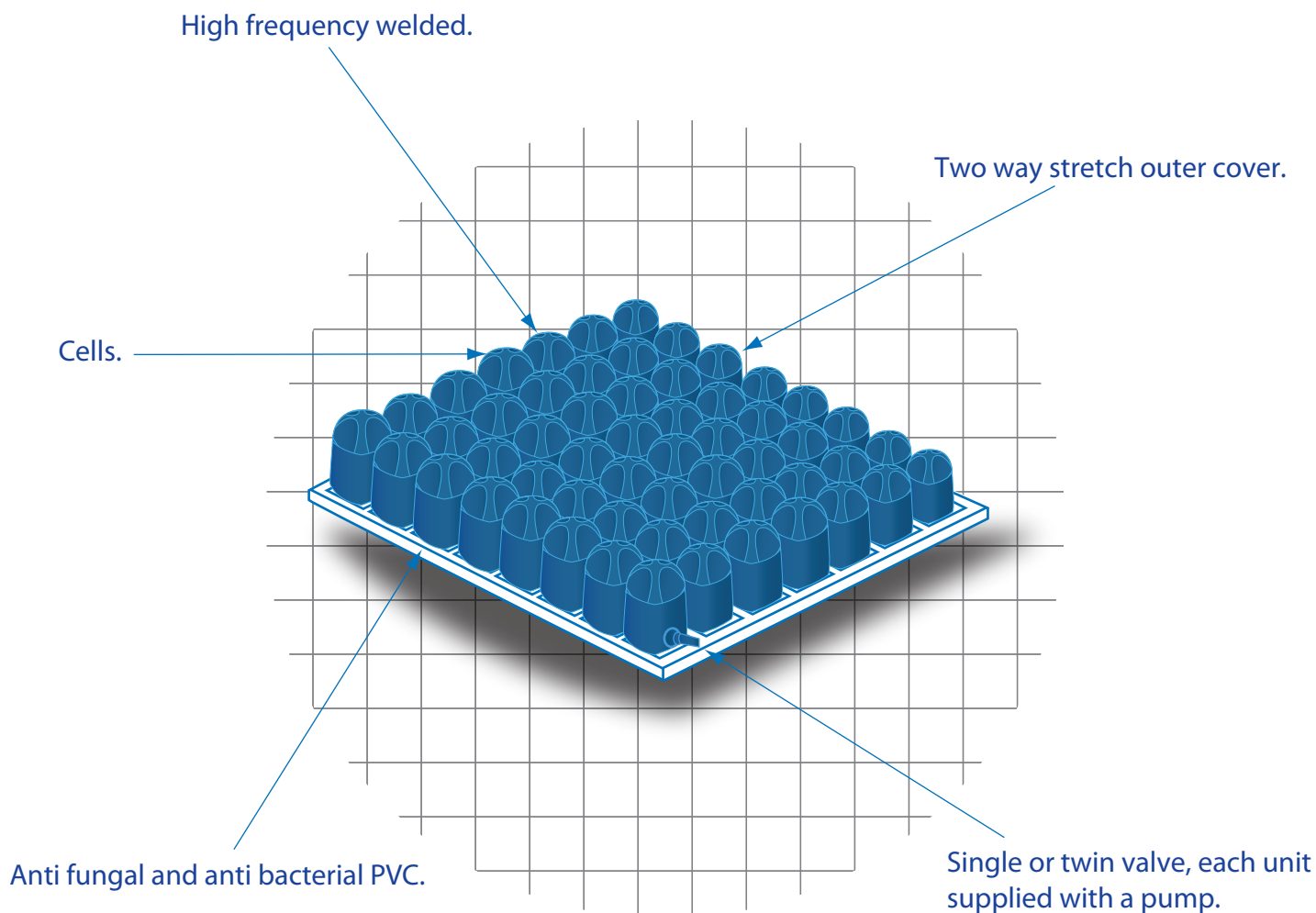
Can be washed at 60 degrees Celsius or dry cleaned.

Wipe over with full strength Sodium Hypochlorite or Sodium Dichloroisocyanurate and maintain surface contact for 2-5 minutes.

Wipe off and rinse with clean water and dry.

### DO NOT USE PHENOL BASED PRODUCTS ON ANY WATERPROOF COVER

If MRSA is suspected or confirmed please contact your Infection Control Department for advice.



## APPLICATION

\*MEDIUM - HIGH RISK

# DebbonAir

## DA



[www.mmsmedical.ie](http://www.mmsmedical.ie)

MMS Medical  
51 East Gate Drive,  
Little Island,  
Cork.  
T: 021 461 8000  
F: 021 461 8099  
E: [sales@mmsmedical.ie](mailto:sales@mmsmedical.ie)

MMS Medical  
Unit 81,  
Western Parkway Business Park,  
Lower Ballymount Road,  
Dublin 12.  
T: 01 450 0582  
F: 01 456 5889  
E: [sales@mmsmedical.ie](mailto:sales@mmsmedical.ie)



FM 30965



## Description:

This medium to high risk product can be used for any individual who has an existing pressure sore or is in the category of "At Risk". With an enviable reputation, long-term pedigree, development and years of use by experienced medics, the DEBBONAIR has helped to promote and assist the healing of open wounds at an impressive rate.

This is achieved by the cells conforming to any profile presented, spreading the load on a maximum surface area and encouraging ultimate immersion and reducing the inherent interface pressures often found when using common foams. This product is highly recommended for anyone in the high-risk category whereby the user is required to be seated for long periods.

This cushion is available in both single and twin valve modes. The single valve version is ideal for users who sit symmetrically and are able to reposition and correct their posture. Whilst the twin valve is ideal for users who are unable to sit symmetrically or have bony projections, giving them additional stability and comfort via the duo-independent inflatable sections.

## Sizes:

40cmx40cmx10cm 44cmx40cmx10cm 46x46x10cm 48x44x10cm

## Inflamability:

Crib 5 tested and passed

## Washability:

Hand wash only if valve is completely closed, wash cover to 30 degrees, dry naturally away from direct sunlight, do not dry clean

## Sterilisation:

Autoclavable by gas

## Pressure Relief:

High Risk

## Hypoallergenic:

Anti fungal and Anti bacterial, Hospital grade PVC with high frequency welding

## Risk of instability:

Do not overinflate. Follow operating instructions

## Max Weight:

20 stone (127kg)

# Instructions for Use and Cleaning

## INFO AND CARE

1. Wash the cushion with soapy antiseptic soap making sure air valves are closed.
2. You may put your DebbonAir Dynamics™ cushion in a washing machine at 60dg if placed in a pillow case, this will stop the metal air valves from scratching your machine. Always remember to close all air valves.
3. Do not use abrasive detergents.
4. Do not heat over 100dg temperature.
5. If gas autoclaved make sure temperature does not exceed 100dg and open all air valves otherwise cushion/mattress may explode.
6. After washing leave in open air to dry.

## PRESSURE TESTING

For further proof please look at the following pressure testing results :

- Test patient is 55 yr old man with MS, approx 5'10", 140lbs (approx 10 stone/63 kilos - skinny).
- Hx of skin breakdown (Gr. 4 w. Osteomyelitis) on coccyx, obviously high risk for recurrence.
- Biggest issue was pressure reduction, shear (patient has spasms which drive his ITs & probably coccyx down) & height of seat (couldn't go up in height from his Comfort T due to level transfers). Test patient could not tolerate sitting on HP Roho Quattro ("hate it" instantly felt too unstable), Debonnair felt more stable & obviously it mapped well.

## CLEANING INSTITUTIONAL VAPOUR

Each and every DebbonAir Dynamics cushion is individually serialised. This allows us and your supplier to trace the exact manufacturing and supply date along with detailed information held in our factory with respect to materials, etc. Your DebbonAir Dynamics product has a manufacturer's limited guarantee of 2 years from date of purchase. DebbonAir Dynamics are CE marked, FDA approved and comply to BVQI ISO 9001 and 2 standards.

## REPAIR INSTRUCTIONS

Your DebbonAir Dynamics™ cushion has been manufactured using very strong PVC compounds, the base of your cushion is made to withstand punctures from most objects, however should a puncture occur, please follow the repair instructions listed below:-


1. Locate the punctured area.
2. Gently roughen the surface with light sand paper, do not use coarse paper as this may increase the size of the puncture.
3. Open PVC bonding agent and apply to both punctured area and patch, making sure to overlap punctured area for complete adhesion.
4. Press down firmly for one minute and do not inflate cushion for 2 hours

## WARRANTY

Each and every DebbonAir Dynamics cushion is individually serialised. This allows us and your supplier to trace the exact manufacturing and supply date along with detailed information held in our factory with respect to materials, etc. Your DebbonAir Dynamics product has a manufacturer's limited guarantee of 2 years from date of purchase. DebbonAir Dynamics are CE marked, FDA approved and comply to BVQI ISO 9001 and 2 standards.



# Halifax Chest Strap



All straps have plenty of adjustment to cater for most users

PRODUCT CODE: S97

THIS FIGURE OF EIGHT STYLE CHEST STRAP WILL FASTEN SECURELY AROUND THE CHAIR AND THE USER, WITH INDEPENDENT CONTROL, TO ENSURE SAFETY, SECURITY AND COMFORT.

WILL FIT MANY TYPES OF CHAIR

<b>Chest Sizes:</b>	34" - 36" (86 - 92cm)	Small
	38" - 40" (96 - 100cm)	Medium
	42" - 44" (106 - 112cm)	Large

The Halifax Chest Strap has a safety overlap which enables the carer to ensure greater security if required, and twin belt loops to reduce the chance of the Chest Strap slipping down.

## USER INSTRUCTIONS

- 1 Fasten the coloured loop section around the chair securely
- 2 Seat the user/wearer into the chair and fasten the remaining loop around the chest ensuring comfort.
- 3 If the wearer is not at risk from falling out of the chair – leave the "D" ring section attached to the front of the strap
- 4 If the wearer is considered at risk of falling out of the chair – detach the "D" ring section and secure around the back of the chair for extra security.

## WASHING/CLEANING

Sponge with hot water or machine wash at 60° – do not bleach

Take special care if wearer is prone to "submarining".

**DO NOT USE AS THE PRIMARY MEANS OF SECURITY WHILST USER IS BEING TRANSPORTED IN A VEHICLE**



[www.mmsmedical.ie](http://www.mmsmedical.ie)

MMS Medical  
51 East Gate Drive,  
Little Island,  
Cork.  
T: 021 461 8000  
F: 021 461 8099  
E: [sales@mmsmedical.ie](mailto:sales@mmsmedical.ie)

MMS Medical  
Unit 81,  
Western Parkway Business Park,  
Lower Ballymount Road,  
Dublin 12.  
T: 01 450 0582  
F: 01 456 5889  
E: [sales@mmsmedical.ie](mailto:sales@mmsmedical.ie)



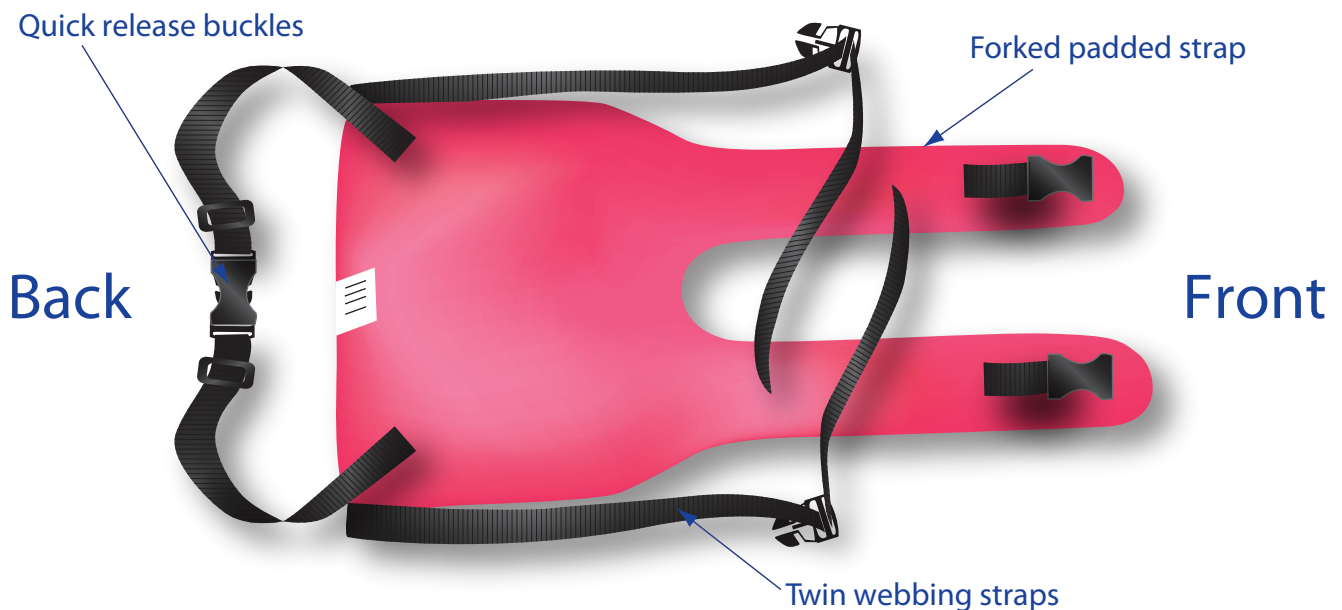
Class 1



FM 30965



# Halifax Groin Harness



## PLEASE NOTE:

This product should be used under supervision after clinical assessment.

## INSTRUCTIONS FOR USE:

The Halifax Groin Harness provides excellent control of extensor thrust and adductor spasm, it also helps to prevent the user sliding forward. The harness can be used in conjunction with our Qbitus lap strap providing a more stable base for the pelvis.

1. Place harness on chair with buckles on the padded forked straps underneath.
2. Anchor the cushioned area of the Halifax groin harness to the chair with the twin webbing straps and buckle.
3. Seat the user on the cushion, the forked padded straps are then passed between the legs and brought up and over the thighs and then locked by the quick release buckles attached to the rear of the chair, checking for fit and comfort of the client.

NB. These items should be fitted under clinical supervision. Locating points may differ on various wheelchairs.



[www.mmsmedical.ie](http://www.mmsmedical.ie)

MMS Medical  
51 East Gate Drive,  
Little Island,  
Cork.  
T: 021 461 8000  
F: 021 461 8099  
E: [sales@mmsmedical.ie](mailto:sales@mmsmedical.ie)

MMS Medical  
Unit 81,  
Western Parkway Business Park,  
Lower Ballymount Road,  
Dublin 12.  
T: 01 450 0582  
F: 01 456 5889  
E: [sales@mmsmedical.ie](mailto:sales@mmsmedical.ie)



FM 30965

# Waistcoat Harnesses & Measurements

THIS UPDATE SHEET WILL HELP ENSURE CORRECT FITTING AND SAFETY IN USE OF OUR QBITUS WAISTCOAT HARNESSSES.

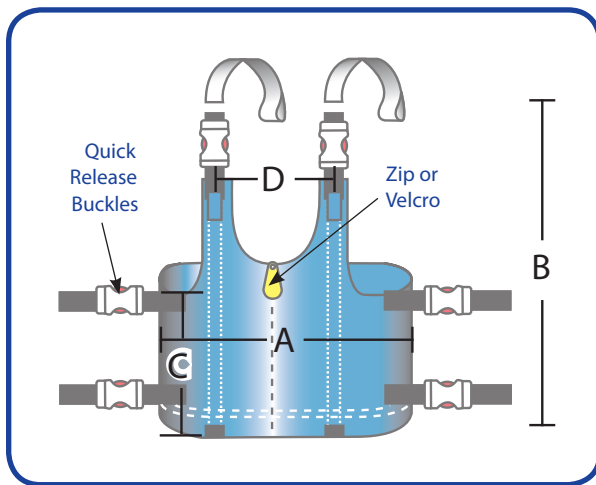
When measuring for a waistcoat please remember that additional outdoor clothing will need to be taken into account, however designs have adequate flexibility for adjustment. If you need more adjustability, please specify when ordering.

The chart below requests the critical measurements which are needed, however any other measurements given may be useful when submitting your measurement information.

## ADDITIONAL MEASUREMENT REQUEST:

Middle of shoulder to middle of shoulder, this will ensure no strap slippage or chaffing of the neck.

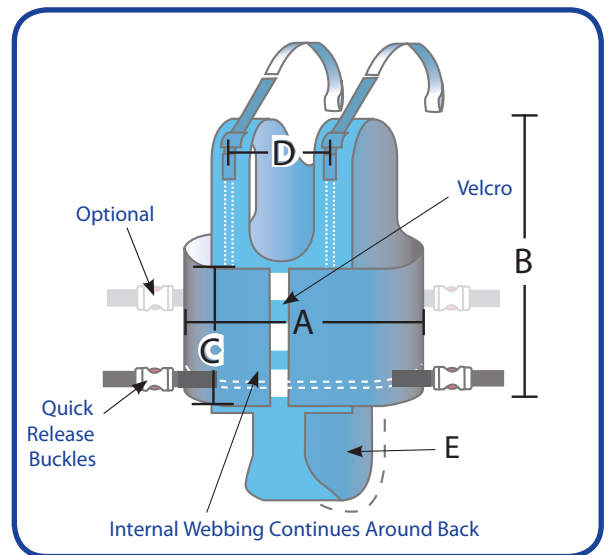
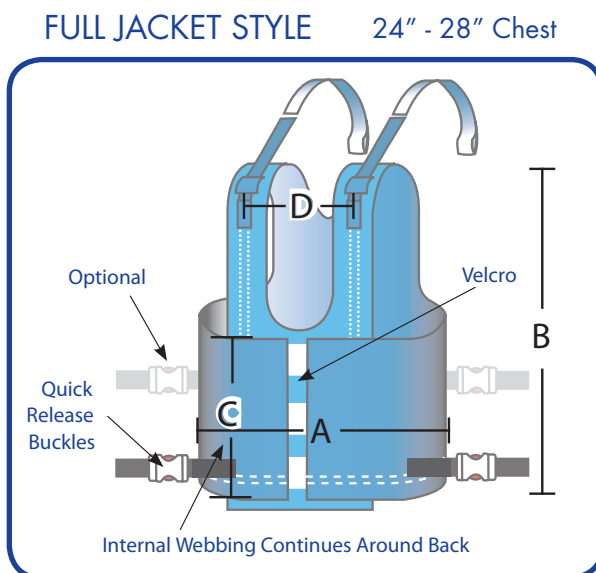
### FRONT BIB STYLE 24" - 28" Chest



### Measurements:

- Chest circumference (A)
- Top of shoulder to waist (B)
- Under axilla to waist (C)
- Centre of shoulder to centre shoulder (D)
- Waist through to rear of waist (for groin strap length) (E)
- Front bib style has Velcro flap across zip

### FULL JACKET WITH GROIN STRAP 24" - 28" Chest



Internal webbing adds control and ensures no stretching or tearing

Now fitted with heavy duty zips



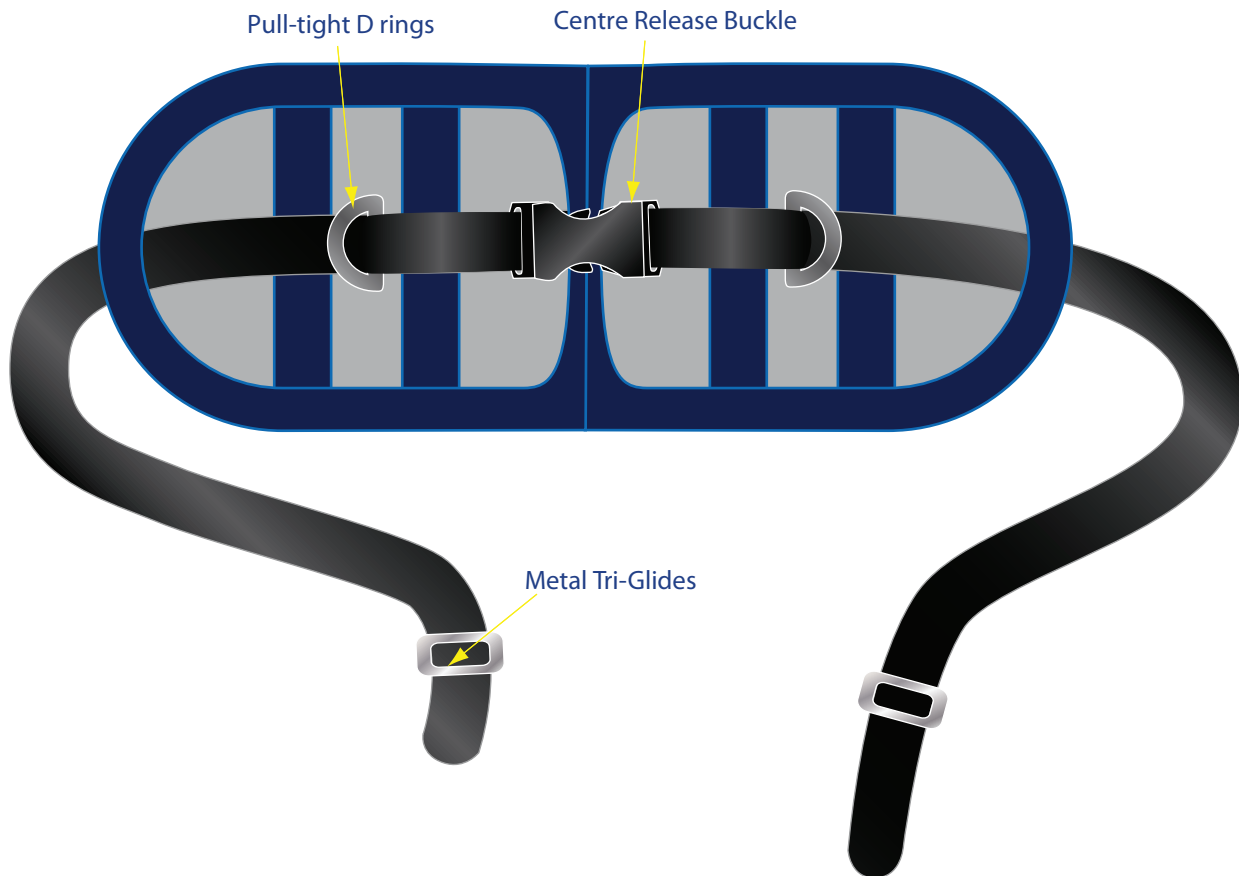
[www.mmsmedical.ie](http://www.mmsmedical.ie)

MMS Medical  
51 East Gate Drive,  
Little Island,  
Cork.  
T: 021 461 8000  
F: 021 461 8099  
E: [sales@mmsmedical.ie](mailto:sales@mmsmedical.ie)

MMS Medical  
Unit 81,  
Western Parkway Business Park,  
Lower Ballymount Road,  
Dublin 12.  
T: 01 450 0582  
F: 01 456 5889  
E: [sales@mmsmedical.ie](mailto:sales@mmsmedical.ie)



# Aberdeen Padded Pelvic Belt



The Aberdeen Padded Pelvic Belt is ideal for positioning wheelchair users. It is padded across the centre section using a durable, comfortable and washable material.

Webbing straps can be adjusted at the front by pulling the D-Rings attached, and there is a centre release buckle for ease of use.

Webbing straps have a metal Tri-Glide attached to each end which should be looped around each post and pulled tight.

The material used is high quality webbing, used for seat belts in the automotive industry for its strength and comfort.



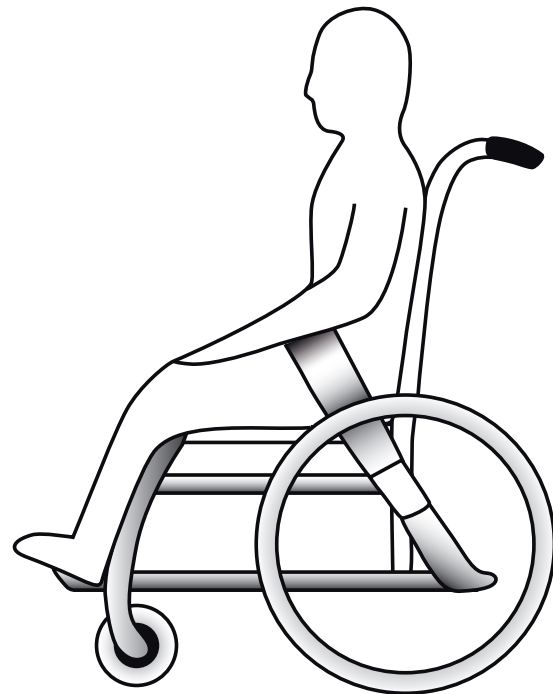
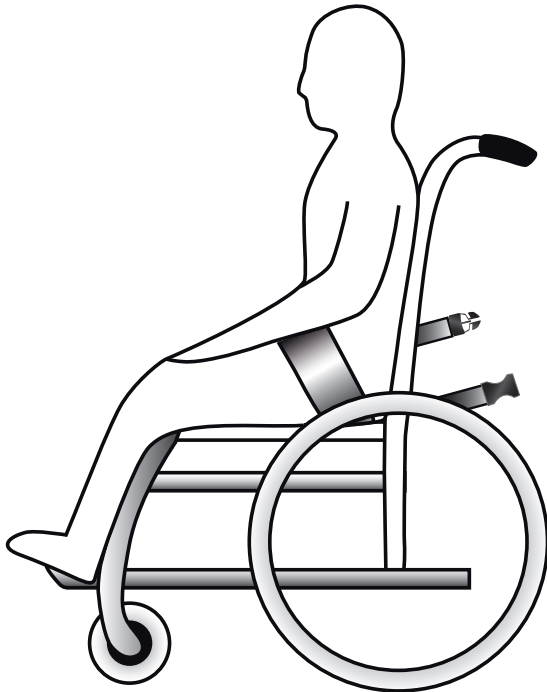
[www.mmsmedical.ie](http://www.mmsmedical.ie)

MMS Medical  
51 East Gate Drive,  
Little Island,  
Cork.  
T: 021 461 8000  
F: 021 461 8099  
E: [sales@mmsmedical.ie](mailto:sales@mmsmedical.ie)

MMS Medical  
Unit 81,  
Western Parkway Business Park,  
Lower Ballymount Road,  
Dublin 12.  
T: 01 450 0582  
F: 01 456 5889  
E: [sales@mmsmedical.ie](mailto:sales@mmsmedical.ie)



# Lap Strap A & B



Size: One Size to fit all

Qbitus Lap Straps are ideal for positioning wheelchair users, it is padded across the centre section to provide comfort, more control and achieve a better pull down or pull back. This belt must be used under clinical supervision and after clinical assessment.

## Lap Strap A – Product Code: S93

Version A is supplied with: Padded frontal section fitted with side release buckles, two looped and eyeleted attachment straps.

- 1) Place the strap around the chair back or seat as required, with the securing loops fixed close to the corner of the seat/back. Locating points may differ on various wheelchairs.
- 2) Adjust the rear buckles so as to centralise the frontal section.
- 3) Remove screws from rear chair uprights or seat at correct level.
- 4) Locate these screws through eyeleted loops and refit securely.
- 5) The belt should rise at approximately 45 degrees to the seat to suit the users pelvis.
- 6) Seat user with their lower back against the seat back, fasten belt over pelvic area, if necessary re-adjust for control and comfort allowing a two-finger space under belt.
- 7) The belt can be adjusted by pushing the webbing through the tri-glide and pulling back.
- 8) A standard belt has a maximum adjustment of 100-150mm once the belt has been adjusted to suit the user.
- 9) Trim or secure any excess webbing in the interest of safety.
- 10) The belt should be checked for adjustment at regular intervals throughout the day.

## Lap Strap B – Product Code: S94

Version B is supplied with: Padded frontal section fitted with side release buckles, two adjustable detachable axle tilt stub loops.

- 1) Attach axle tilt loops over tilt stubs and tighten securely, by adjusting tri-glides.
- 2) Place the strap around the chair back or seat as required, with the securing loops fixed close to the corner of the seat/back. Locating points may differ on various wheelchairs.
- 3) The belt should rise at approximately 45 degrees to the seat to suit the users pelvis.
- 4) Attach axle tilt loops to main belt and adjust as required by using the tri-glides.
- 5) Seat user with their lower back against the seat back, fasten belt over pelvic area, if necessary re-adjust for control and comfort allowing a two-finger space under belt.
- 6) The belt can be adjusted by pushing the webbing through the tri-glide and pulling back.
- 7) A standard belt has a maximum adjustment of 100-150mm once the belt has been adjusted to suit the user.
- 8) Trim or secure any excess webbing in the interest of safety.
- 9) The belt should be checked for adjustment at regular intervals throughout the day.

## CLEANING INSTRUCTIONS

If possible sponge off any spillage and contamination as soon as possible with hot water and soap, or a mild hypochlorite solution can also be used such as Milton if desired, then air dry. DO NOT MACHINE WASH OR TUMBLE DRY. These belts should be inspected on a daily basis.

Note: These belts should not be used as primary means of security when using vehicular transport, occupants should be secured by means of a three-point seat belt anchored to the vehicle. These belts must be fitted and used under clinical supervision and after clinical assessment.



[www.mmsmedical.ie](http://www.mmsmedical.ie)

MMS Medical  
51 East Gate Drive,  
Little Island,  
Cork.  
T: 021 461 8000  
F: 021 461 8099  
E: [sales@mmsmedical.ie](mailto:sales@mmsmedical.ie)


MMS Medical  
Unit 81,  
Western Parkway Business Park,  
Lower Ballymount Road,  
Dublin 12.  
T: 01 450 0582  
F: 01 456 5889  
E: [sales@mmsmedical.ie](mailto:sales@mmsmedical.ie)



Class 1

FM 30965

# Uni-Fit & Gutter Padded Armrests

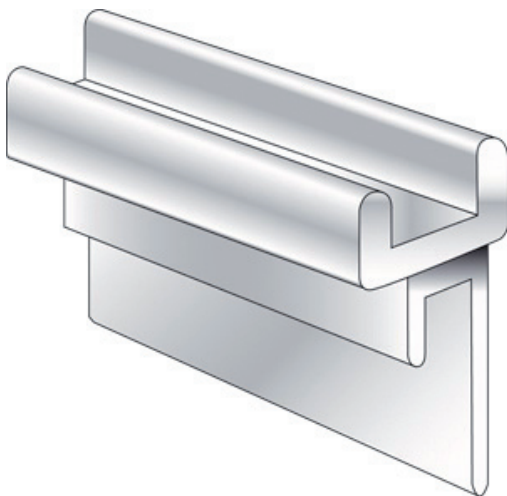


## Uni-fit Armrest: S95

This is a simple clipover design to avoid any chair modifications. The armrest is padded for better comfort. Provides the ability to reduce chair width if required.

Standard size of the Uni-fit armrest is 12" long x 8" high the space that goes over the chair is 1 3/4" wide.

Bespoke sizes available upon request.



## Gutter Padded Armrest: S96

Similar in attachment as the Uni-Fit. The armrest allows the arm to rest in the top section. Better control of power chairs. Ideal for users with poor arm control. Hand Paddles also available to rest the palm on.

Standard size of the Gutter armrest is 12" long x 9 1/2" high.

Bespoke sizes available upon request.



[www.mmsmedical.ie](http://www.mmsmedical.ie)

MMS Medical  
51 East Gate Drive,  
Little Island,  
Cork.  
T: 021 461 8000  
F: 021 461 8099  
E: [sales@mmsmedical.ie](mailto:sales@mmsmedical.ie)

MMS Medical  
Unit 81,  
Western Parkway Business Park,  
Lower Ballymount Road,  
Dublin 12.  
T: 01 450 0582  
F: 01 456 5889  
E: [sales@mmsmedical.ie](mailto:sales@mmsmedical.ie)



FM 30965



# Assessment Kit

**PRODUCT CODE: S28**  
**Special Price £100.00**  
**with FREE Carry Bag**

Make life easier with a collection of usefully sized foam cushions, wedges, pommels etc. All units are fitted with Velcro. Wedges can be stacked to increase the height and the options. All items in the kit are clearly labelled and covered with a durable fabric. Additional items may be ordered direct from Qbitus.

Kit 1 (1" Wedge)



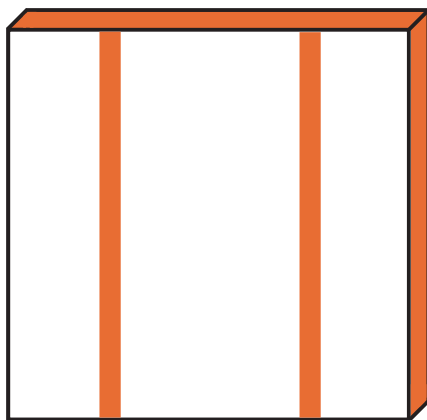
Kit 1 ½ (1½" wedge)



Kit 2 (2" Wedge)

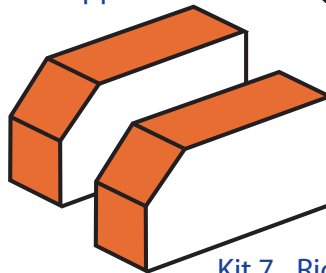


Kit 4 Back Rest 17"x17"x 1"

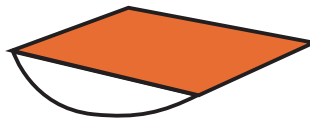


Kit 9 Lumbar Roll

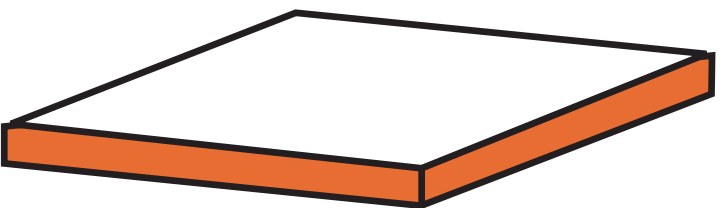
Kit 8 Left Hand  
Lateral Support



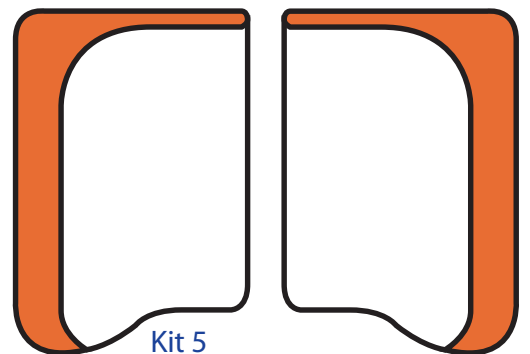
Kit 7 Right Hand  
Lateral Support



Kit 10 Foam Crescent  
Infill Compensator


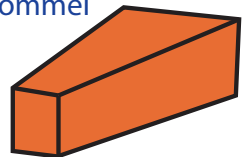


Kit 3 Seat Cushion 17"x17"x 2"



Kit 5  
Thoracic Support

Kit 6 Pommel



Kit 11 Abductor



[www.mmsmedical.ie](http://www.mmsmedical.ie)

MMS Medical  
51 East Gate Drive,  
Little Island,  
Cork.  
T: 021 461 8000  
F: 021 461 8099  
E: [sales@mmsmedical.ie](mailto:sales@mmsmedical.ie)

MMS Medical  
Unit 81,  
Western Parkway Business Park,  
Lower Ballymount Road,  
Dublin 12.  
T: 01 450 0582  
F: 01 456 5889  
E: [sales@mmsmedical.ie](mailto:sales@mmsmedical.ie)



FM 30965

# Accessories Overview

## Lateral Support System

A simple yet effective postural support system with two adjustable thoracic pads. No adjustment to the chair is required, and it can be supplied to include a degree of head control.




## Padded Lap Strap

There are two versions available. The padded strap reduces pressure across the abdomen and hip regions. Very comfortable to wear, and better control achievable.




## Uni-Fit Armrest

This arm rest is a simple clip over design to avoid any chair modifications. It is padded for comfort, and provides the ability to reduce chair width if required.




## Spare Cushion Covers

We produce a large range of cushion covers using the following materials: fleece, wool pile, vapour permeable, PVC and towelling (ordinary or waterproof).



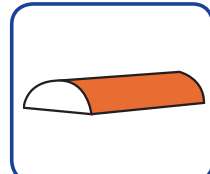
## Gutter Padded Armrest

This armrest has a similar attachment to the Uni-Fit; however it allows the arm to rest in the top section, so is ideal for users with poor arm control. Provides better control of power chairs.



## Lumbar Roll

A half roll of resilient foam to provide relief to the lumbar region. Can be attached using various methods. Other shapes and profiles available.



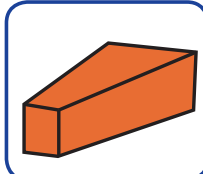
## Pu Lumbar Curve

A mid sized backrest which is designed to cradle the lumbar region. Attached using Velcro and elastic straps, and is available in several sizes.



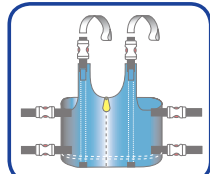
## Pommel

A pommel can be attached using Velcro or adjustable bracketery.



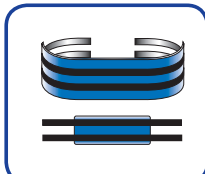
## Waistcoat Harnesses

Three designs available to suit most users. Waterproof, non-rip and vapour permeable outer, soft absorbent towelling inner. Completely washable. Reinforced with integral control webbings.



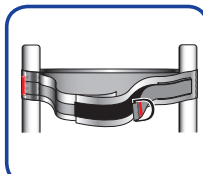
## Calf Strap

A range of calf straps to fit all wheelchairs. There is a choice of material types, designs and methods of attachment.



## Halifax Chest Strap

A very comfortable chest strap with two methods of fastening. Constructed using the new 'Spacer' material, which provides excellent air circulation. Secure and virtually indestructible.



## Non Slip Base

Ideal for improving security on ramped and wedged cushions during transfer.

### Thermo Plastic Liners

A stretchable liner which is waterproof & vapour permeable.

