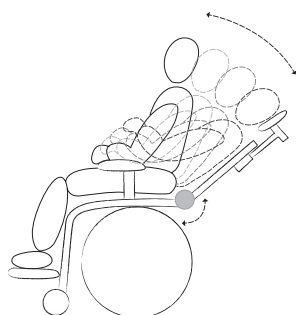


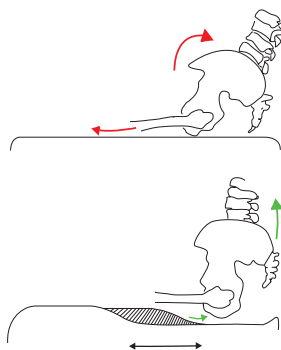
1 Adjustable back

The three-way lateral support aids in improving postural control, lessening deformity, thus making it possible to achieve a higher level of activity. Here you can either correct or compensate deformities, making it possible to maintain an optimal seated position.



2 Flex-joint

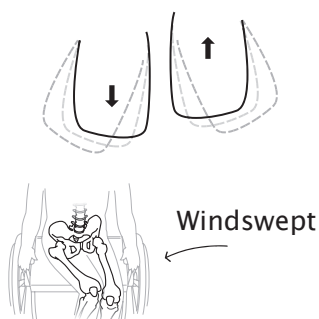
Rigid supports are needed to create a functional, seated position. **Dynamic supports** offer controlled movement, variation, and dampen the effects of extension spasticity. Delfi Pro comes equipped with a flex-joint to counteract spasticity and offer a dynamic sitting.



3 Integrated seat pocket

An integrated seat pocket helps facilitate activity, postural control, and reduces shear. Other systems using a flat surface leads inevitably to posterior tilt of the user's pelvis.

- Step 1** ▶ adjust the seat depth to suit upper leg length
- Step 2** ▶ adjust the seat pocket for perfect pelvic support



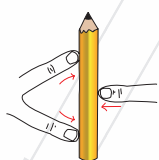
4 Adjustable leg parts

Seat depth, adduction, and abduction are all seamlessly and precisely adjusted. A Delfi Pro system enables you to adjust seat depth up to 10 cm for the most precise fit imaginable as well as enabling your solution to "grow" with the user. It is also allows you to create an open hip angle.

The picture is showing
Zitzi Delfi Pro with different accessories
together with Seabass Pro underframe

Adjustable back

Can easily be adjusted to desired position while the user is seated, allowing you to stabilize the position with three levels of support

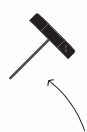


No tools required

For back and armrest adjustments

Allen key included

Only a single allen key is needed, and it is conveniently placed in the metal back profile




Crash tested and approved

In combination with our underframes

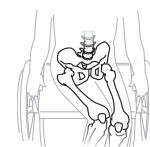
Color Scale

For an easier adjustment of the seating part



Abduction / Adduction / Windswept

For an optimal fit



Double hipbelt attachments

So that the proper force and direction can be applied depending on the individual seat depth

Zitzi Delfi Pro Quick facts

It's the seating system for users that can be easily adapted to meet the advanced needs which require specific adjustments as well as flexibility. To achieve and maintain an optimal seated position.

Sizes 3 st
Abduction -9/+18°
Max user height 160 cm
Hip angle -12/+26°

Axilla height 17-40 cm
Chest width 17-31 cm
Seat width 24-38 cm
Seat depth 17-40 cm



SWEDISH QUALITY AND DESIGN






Zitzi Delfi Pro is the undisputed leader in flexible seating systems. Along with seamless adjustments in the seat and back, the back angle is equipped with a hydraulic spring which is helpful to those with extension spasticity. On top of the numerous

adaptation possibilities already available with the product, custom made modifications can also be requested. For advice, don't hesitate to contact any of our trained professionals who will be happy to assist you with ideas and solutions.




Sternum support



Sternum vest



H-Strap



X-strap



Hip belt



Footrest




Divided adjustable footrest



Adjustable footrest




Divided footrest



Flexible footrest



Cushion (footrest)




Calf support (with cushion)



Cushion (calf-support)



















Table






Cover for table



Armrest

			
Upper arm support	Sun cover	Pelvis support	Thermo bag
			
Pro Serie Single lower	Pro Serie Junior	Pro Serie Adult	Pro Serie Mini
			
Pro Serie Plush	Headrest Standard	Driving bow	Bracelet
			
Ankle holder	Adapter plate	Support plate	Play bow

Seating system	Fits on underframe
Delfi Pro 1	Seabass 1, Mika, Flizzy 0, Leonardo, Galileo 1, Flipper, Flipper PRO 1, Lizzy 1, Zitzi Wave
Delfi Pro 2	Seabass 1 and 2, Mika, Flizzy 0, Leonardo, Galileo 2, Flipper, Flipper PRO 2, Lizzy 1, Zitzi Wave
Delfi Pro 3	Seabass 2 and 3, Mika, Flizzy 1, Leonardo, Galileo 3, Flipper, Flipper PRO 3, Lizzy 1


Crash tested and approved according to ISO 7176-19 and ISO 10542

SWEDISH QUALITY AND DESIGN


TECHNICAL DATA DELFI PRO

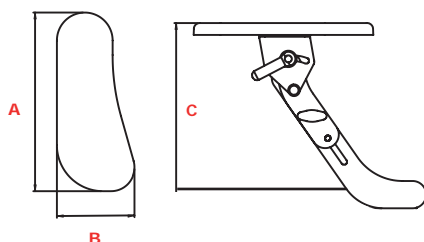
Zitzi Delfi Pro	Size 1	Size 2	Size 3
User length, approx.:	60 - 100 cm	90 - 120 cm	110 - 160 cm
Seat width:	24, 27, 30 cm	28, 31, 34 cm	32, 35, 38 cm
Seat depth:	17 - 27 cm	24 - 34 cm	30 - 40 cm
Back height to axilla:	17 - 27 cm	24 - 34 cm	30 - 40 cm
Hip angle:	-12° to +26°	-12° to +26°	-12° to +26°

ARMREST

	A x B
Size 1	180 x 65 mm
Size 2	195 x 75 mm
Size 3	230 x 90 mm

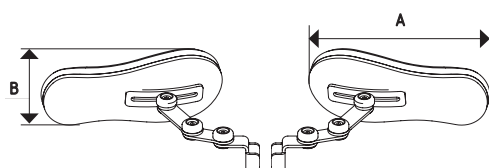
	C
Size 1	140-205 mm
Size 2	140-205 mm
Size 3	190-280 mm

Measured from the top of the seating part

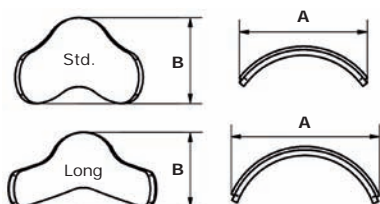


PELVIS SUPPORT

	A x B
Size 1	150 x 70 mm
Size 2	200 x 100 mm



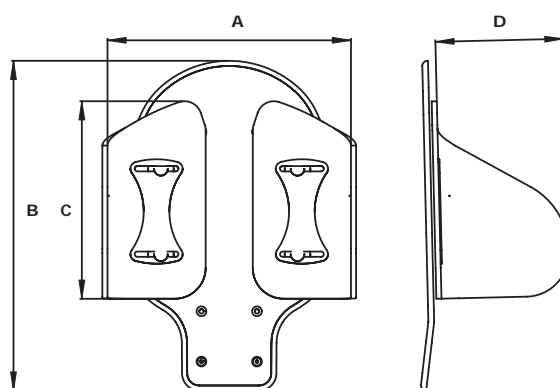
HEADREST



	A	B
Headrest size 1	220 x 150 mm	
Headrest size 1 long	280 x 160 mm	
Headrest size 2	240 x 190 mm	
Headrest size 2 long	280 x 210 mm	

ADJUSTABLE BACK

All measurements are including lining



	A
Back size 1	170 - 260 mm
Back size 2	190 - 280 mm
Back size 3	220 - 310 mm

	B x C
Back size 1	340 x 195 mm
Back size 2	385 x 230 mm
Back size 3	450 x 245 mm

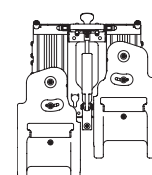
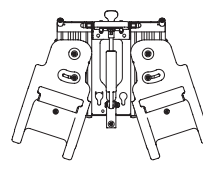
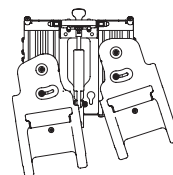
	D
Back size 1	125 mm
Back size 2	150 mm
Back size 3	175 mm

SEATING PART

Windswept/Adduction

Abduction

Leg length difference



Leg length difference:

All 100 mm

Abduction (each leg part)

Size 1 -9° to +18°

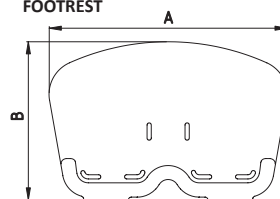
Size 2 -9° to +18°

Size 3 -9° to +18°

Windswept:

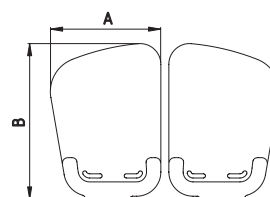
Windswept possibility 9°

FOOTREST



	A x B
Footrest size 0	290 x 175 mm
Footrest size 1	315 x 195 mm
Footrest size 2	345 x 225 mm
Footrest size 3	380 x 260 mm

	A x B
Adjustable size 1	190 x 155 mm
Adjustable size 2	220 x 160 mm
Adjustable size 3	255 x 180 mm



	A x B
Divided size 1	190 x 155 mm
Divided size 2	220 x 160 mm
Divided size 3	255 x 180 mm

	A x B
Divided adjust. 1	190 x 155 mm
Divided adjust. 2	220 x 160 mm
Divided adjust. 3	255 x 180 mm

TABLE

Measurements

	A	B	C	D
Table size 1	475 x 440 mm		230 x 240 mm	
Table size 2	535 x 500 mm		260 x 290 mm	
Table size 3	535 x 510 mm		260 x 340 mm	

