


# Home Lifts



**A Guide for  
Occupational Therapists**

MMS Medical, established in 1986, is one of Ireland's leading medical equipment suppliers in the areas of mobility, rehabilitation, disabled access, community care, specialist hospital products and Changing Places facilities. At MMS Medical we are committed to providing safe and reliable equipment for people with reduced mobility, and those who care for them, to help make their everyday life easier.

MMS Medical work with the HSE, public and private hospitals, nursing homes, charities and private clients. MMS Medical has earned the deserved reputation as a high quality provider of an extensive range of products from exclusive manufacturers and suppliers.

MMS Medical is a select partner of the HSE to deliver best-in-class solutions to their clients.

## MMS Medical Specialist Product Portfolio

- Manual Wheelchairs
- Power Wheelchairs
- Power Add-ons
- Wheelchair Seating
- Showerchairs
- Bathing & Toileting
- Postural Support Seating
- Hoists & Slings
- Nursing Disposables
- Stairlifts
- Platform Lifts, Ramps & Evacuations Chairs

All information is provided in good faith and set out as a general guide only. For further information on products, technical specifications, options and accessories or any other queries please contact MMS Medical. All information is subject to change without prior notification. E&OE

Welcome to the Comprehensive Home Lift Guide for Occupational Therapists! Recognising the profound benefits of adapting homes to enhance the health and well-being of older individuals, disabled adults, and children, we acknowledge the transformative potential of creating a more accessible living environment. By fostering increased independence, reducing inherent risks, and diminishing reliance on external assistance, home adaptations play a pivotal role in improving the quality of life for our clients.


This guide is designed to aid Occupational Therapists in evaluating our range of home lift products, each tailored to suit your clients unique requirements:

- Harmony Through Floor Lift
- Lifestyle Home Lift
- TSL 500 0 Step Lift
- TSL 1,000 Step Lift
- Melody 1 External/Internal Lift

## MMS Medical – a key provider of mobility products

At MMS Medical, we deeply understand the paramount importance of enabling individuals to remain in the comfort of their own homes. With over 30 years of unwavering dedication and trusted expertise in lift installations, we have earned a well-deserved reputation as a respected provider of home adaptations.

\*Individual brochures and detailed drawings are available on our website.











## SUITABLE FOR:

Whether travelling seated in a wheelchair or on the optional fold-down seat, the Harmony unenclosed through floor home lift will allow you to move freely between floors, safely, smoothly and quietly.

Practical and sleek, the lift is available in a wide range of sizes, each designed to maximise space inside the cabin. With the option to customise it with different colours, materials and accessories.

With no lift shaft required, the Harmony home lift can be fitted almost anywhere in your home. It requires only minimal headroom on the first floor and it can be installed against non-load bearing walls.

## Dimensions (mm)

Model		Seated	Standing	Wheelchair	Wheelchair with attendant	Width	Length	Weight Capacity
Harmony	Standard		✗		✗	755mm	1175mm	280kg
	Longer		✗		✗	755mm	1375mm	250kg
	Wider		✗		✗	890mm	1175mm	280kg
	Longer and Wider		✗		✗	890mm	1375mm	250kg



## FEATURES

- Size, design & accessory options tailored to you
- Radio wireless controls in car & at both doors
- Safety glass vision panels
- Safe edges and a pressure-sensitive safety surface stop the lift from moving if obstructed
- Battery back-up for emergency lowering
- Powered door available on wheelchair models
- Low cabin floor profile makes for easy wheelchair access
- 30 minute fire/smoke integrity

## OPTIONS

- A range of trim & carpet colours
- Special colours & vinyl wraps
- Folding seat (can be used as a perch seat)
- Perch seat
- Telephone in the cabin
- Hand held remote control
- Grab handles
- Joystick control
- Cabin padding on three sides & door
- Mirror
- Fob
- Cabin side lighting

## SUITABLE FOR:



The Harmony FE home lift is a stylish and versatile solution for ease of access around the home, whether you travel standing, seated, independently in a wheelchair, or in a wheelchair together with a carer.

Choose from four models – Compact, Standard, Longer, and Longer Wider. Optional extras and finishes are available so you can customise the lift to suit your requirements and complement your home.

The Compact model is ideal when you are looking for a simple, space-saving solution for moving between floors in your home. It is an affordable and versatile alternative to a stairlift.

The Standard model features a slightly larger car, with enough space to accommodate a wheelchair user, with easy access and egress, and the option of a powered door.

The Longer model is ideal for a carer and a wheelchair user due to having a longer car. The Longer Wider model can accommodate a wheelchair user with a powered chair and a carer. It has the same features and options as the Standard model.

## Dimensions (mm)

Model		Seated	Standing	Wheelchair	Wheelchair with attendant	Width	Length	Weight Capacity
Harmony Fully Enclosed	Standard					745mm	1148mm	325kg
	Longer					745mm	1348mm	325kg
	Longer and Wider					880mm	1348mm	325kg
	Compact					745mm	826mm	325kg



## FEATURES

- Powered door
- Full height glazed door
- Safety glass vision panels
- Gloss white exterior and interior trims
- Light grey carpet covered interior panels
- Four dimmable LED lights
- Telephone
- Charcoal carpeted floor
- Wireless call stations on both landings
- Wireless smoke/ heat alarm
- Emergency lowering system

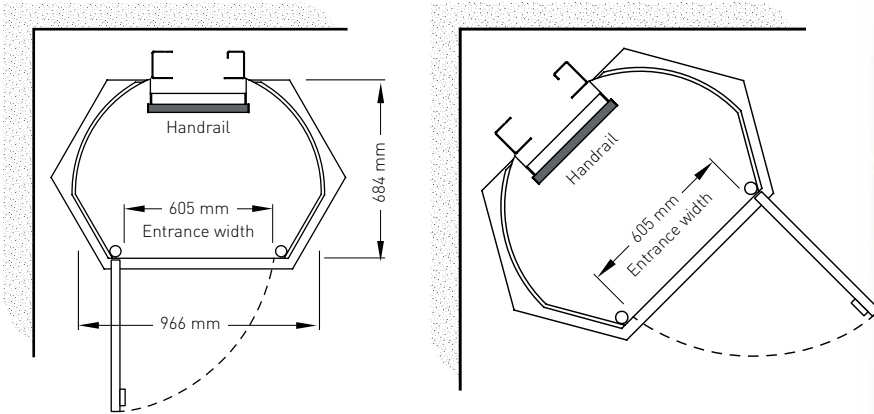
## OPTIONS

- Upholstered fold up seat
- Joystick cabin control
- Hand-held remote control
- Radio isolation fob
- Handrail
- Grab points
- Mirror
- LED cabin side lighting
- Choice of carpet colour
- Cabin available in alternative RAL colours

**SUITABLE FOR:**  

The Lifestyle home lift is a stylish yet practical solution for modern, independent living. Whether standing or sat on the fold-down seat, the Lifestyle home lift can make life so much easier, now and in the future.

Slim and Stylish, the Lifestyle Lift has a small footprint and will fit discreetly almost anywhere in your home.



**Dimensions (mm)**

Internal ceiling height:	1985mm
Internal car width:	854mm
Internal car depth:	597mm
Maximum travel:	3.6m
Minimum ceiling height to the upper level:	2250mm



**FEATURES**

- Customised interior and exterior – choose from 2500 RAL colours.
- Smart corner design minimises the lift footprint.
- One-touch controls
- Low cabin floor profile, less than two inches, makes it easy to step into the lift.
- Flush mounted stainless steel control console

**OPTIONS**

- Remote control – white, as standard
- Fold-up seat – can be painted and upholstered to match.
- Stainless Steel curved / half-curve handrail – variety of finishes available inc. powder coating (RAL colour) or chrome effect
- Interior paint and upholstery options – 2500 RAL colours and selection of fabric types & shades
- Exterior colour options – 2500 RAL colours
- Flooring options inc. carpet and luxury vinyl



## SUITABLE FOR:

Safe, reliable and easy to use, the TSL 500 Step Lift is the ideal solution for wheelchair users who need to negotiate a few steps.

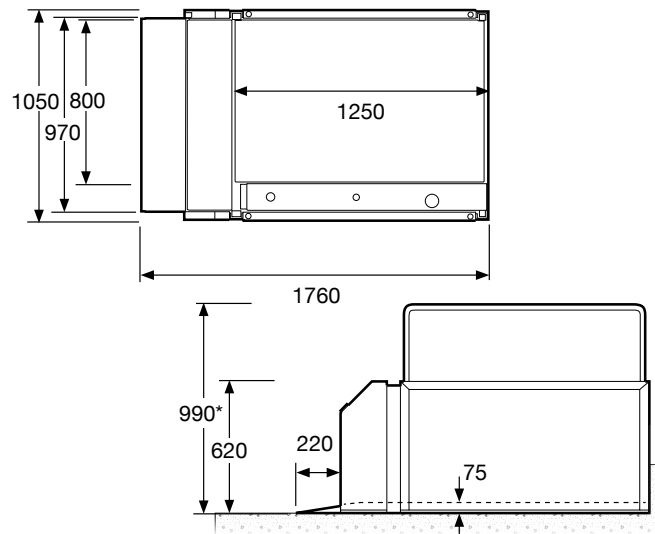
It can be installed outdoors or indoors, providing independent wheelchair access to a domestic property. The TSL 500 is a flexible solution, travelling safely up to a height of 500 mm.

## Simple and practical solution to access the home or garden

A ramp is not always a feasible option which is why the TSL 500 Step Lift can provide a safe and cost-effective alternative.

When supplied with bridging steps, the lift allows both wheelchair users and those who are more mobile to access the same entrance. Alternatively, we can provide the lift with upper level gate protection

## Dimensions (mm)



## FEATURES

- Design and sizes tailored to suit your requirements.
- Versatile – supplied either with bridging steps or upper-level gate protection
- Can easily be re-sited.
- Self-contained unit, which is easy and quick to install, typically within a day
- Durable for outdoor use
- Handrails

## OPTIONS

- Single step bridging
- Remote control enabler
- Remote up/down control
- Upper gate interlock
- Upper gate interlock kit
- Powered upper level gate.



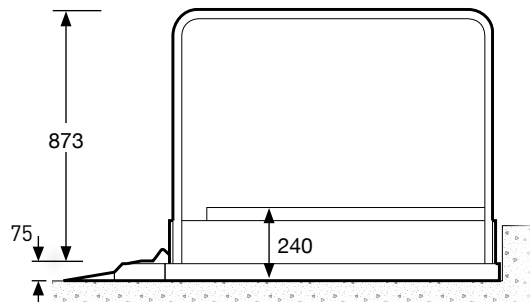
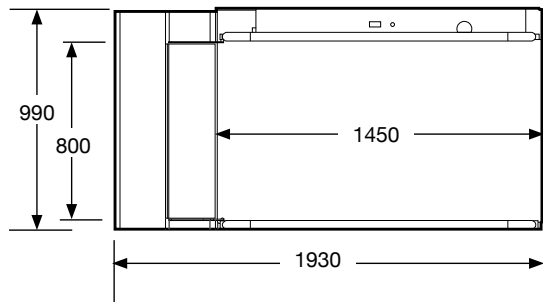
## SUITABLE FOR:

If wheelchair access to your home or garden is obstructed by several steps, the TSL 1000 offers a comprehensive and practical solution, especially when a ramp is not a feasible option.

The second of our Step Lift range; the TSL 1000 can travel up to one metre and can be easily installed inside or outside of your home.

Easy and flexible access to your home. The TSL 1000 is easy to use and offers wheelchair users the freedom to access their home and garden, independently. While the step lift provides convenient wheelchair access, it also allows the rest of the family to continue using the same entrance.

## Dimensions (mm)



## FEATURES

- Design and sizes tailored to suit your requirements.
- Versatile – up to one metre rise with bridging steps for up to three steps
- Can easily be re-sited.
- Durable for outdoor use
- Self-contained unit, which is easy and quick to install, typically within a day.

## OPTIONS

- Single, double, or triple step bridging
- Radio control enabler
- Remote up/down control
- Pit installation (indoor only)
- Upper gate interlock kit
- Powered upper level gate.



# Melody 1 Platform Lift

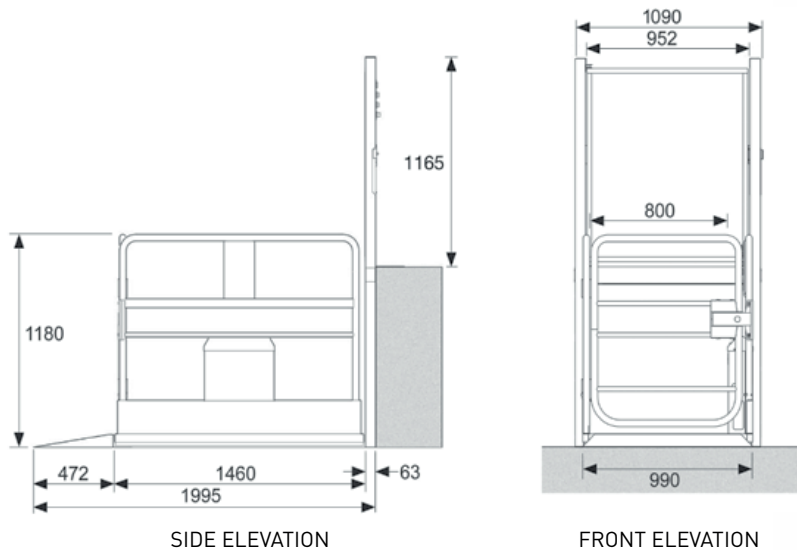


A truly versatile lift, the Melody 1 Platform Lift can provide domestic and public access for wheelchair users and people with impaired mobility. It can be installed inside or outside the building or home, providing access for heights up to 1 metre.

Compact and user-friendly disabled access. Our Melody 1 Platform Lift is both functional and appealing. It has been designed to improve access where a wheelchair ramp is not a suitable option, due to lack of space or not enough length to achieve the required gradient. Melody 1 is free standing and compact, saving space and making it less obtrusive.

The design incorporates an external fixed ramp to eliminate the need for a pit, keeping building work to a minimum. Installed by our trained engineers in less than a day, it is a simple solution to disabled access into the home or a public building.

## Dimensions (mm)



## FEATURES

- Quick installation in 1 day – minimal building work required
- No need for an enclosure or support tower
- Easy to operate, illuminated constant pressure controls
- Attractive, durable stainless steel finish (RAL colours available as an option)

## OPTIONS

- Upper level gate (required when lifting height exceeds 290 mm for domestic and standard for public access)
- Pit available for internal use only
- Security features (Radio enabler and Radio isolate)
- Polycarbonate infill panels to gate and carriage sides
- Bridging steps for domestic applications only





MMS Medical  
51 Eastgate Drive  
Little Island  
Cork, Ireland  
tel 021 461 8000  
fax 021 461 8099

MMS Medical  
Unit 81  
Western Parkway Business Park  
Lower Ballymount Road  
Dublin 12, Ireland  
tel 01 450 0582  
fax 01 456 5889

email [info@mmsmedical.ie](mailto:info@mmsmedical.ie)

[www.mmsmedical.ie](http://www.mmsmedical.ie)

**MMS**  
MEDICAL

