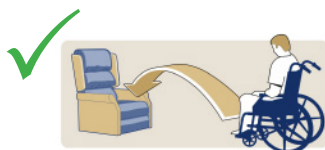


Full Back Silkfit

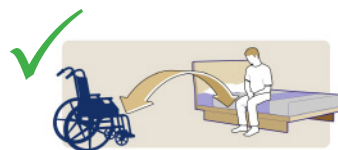
The Oxford® Full Back Silkfit Sling is a flexible, contoured easy to fit sling designed to fit most clients. It is especially suited to patients in moulded type wheelchair systems where fitting of a sling can prove difficult. The correct size will fit snugly and give full protection for patients who go into extension or have involuntary movements or behavioural problems.



- ✓ Integrated, boned head support and leg padding as standard
- ✓ Colour coded binding indicates sling size
- ✓ Positioning handles allow easy patient repositioning
- ✓ Coloured attachment loops promote correct/safe positioning
- ✓ Modesty loop helps protect patient dignity during transfer
- ✓ Can be customised to fulfil patient specific needs



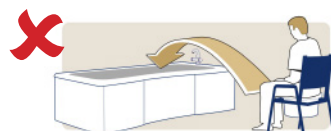
Chair to Chair



Bed to Chair/Chair to Bed



Chair to Commode/Toilet



Transfer to Bath



Floor to Bed/Chair
(Head Support recommended)



Rehab/Assisted Standing

Size	Part No.	SWL
XS	SL26700	227 kg
S	SL26701	227 kg
M	SL26702	227 kg
L	SL26703	227 kg

