

# ZITZI™ STARFISH PRO

**Anatomic  
SITT™**

Invented for a better life ♥

**Combined toilet  
and shower chair**



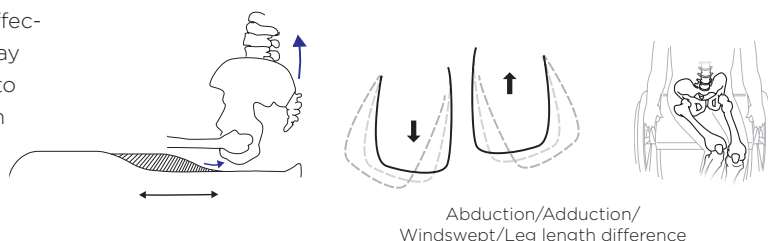


# Zitzi Starfish Pro

A combined shower and toilet chair. Strong construction completely in stainless steel with a lot of adjustment possibilities to provide the best support and position for the user.

## Step 1. Hip- & leg position

The combination of a correct set seat part, seat slope, effective hip belt and a good support for the sacrum take away the possibility to shear for the user. This makes it easier to conduct activity and postural control. The adjustment on the seat part is stepless in seat depth, width and abduction/adduction, this allows for a completely individual adaptation of the set part. At the same time Starfish Pro allows the user to grow with the product.



## Step 2. Placing the hip belt

A correct mounted hip belt positions the pelvic in such a good way so that it prevent shear completely. For Starfish Pro there are many different hip belts available to choose from.



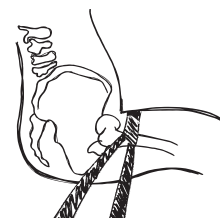
**2-points belt**  
1 mounting per side



**4-points belt**  
2 mountings per side



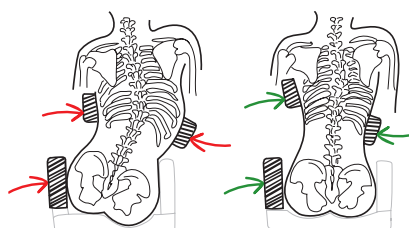
**Anti-rotation belt**  
2 mountings per side



Correct mounted 4 point belt.

## Step 3. 3-point positioning

Adjustable trunk support together with hip support create a good possibility to achieve a great positioning for the trunk and this reduces the risk to get in the wrong position and eventually create a malalignment. Good postural control leads to better head control and increases the possibilities for activity and function. Starfish Pro has the possibilities to both correct and keep the users trunk in a good position depending of course on the users possibilities to do so.



### Positioning Harnesses

Together with the hip belt the harness give a good support to be able to position the trunk and make it easier to have a good head control. We provide two different positioning harnesses as a standard option.

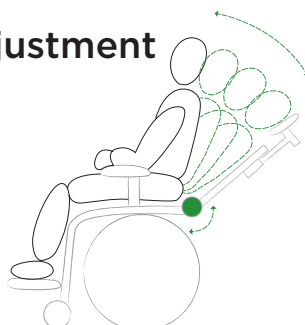


**Sternum support**  
Give concentrated support on the sternum.



**H-strap**  
Great up stretch for the shoulders and counteract a rotation. Fits great for user with a gavage.

## Step 4. Hip angle adjustment



Dynamical supports and materials give freedom of movement, variation and can give a calming effect when You have extension spasticity. The back is angle adjustable which allows the user to get in His/Her perfect hip angle to brake spasticity.



## Manual chassi

### Headrest

The three membered arm give an optimal adjustability. The headrest is also adjustable in height.

*Picture shows:*

Zitzi Starfish Pro size 1-2 with adjustable back and driving bow

### Positioning

The mounting hardware for the harnesses is adjustable in height and sideways.

### Trunk support

Individually adjustable

### Height adjusted back part

To increase the postural control

The complete construction is stainless steel.

Manual adjustable height of the seat part.

### Footrest

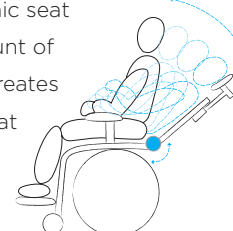
A lot of different footrest to choose from.

### Adjustable back

This allows for a better postural control which reduces the risk to get malalignments and increases the possibilities to do activities. In Starfish Pro we are able to both correct and keep the user in a good position depending of course on the users possibilities.

### Adjustable tilt and hip angle

Fixed supports is needed to position the user and create a functional seating position. Movement in the materials create a dynamic seat which allows for a certain amount of movement and variation, this creates a calming effect and works great if the user have extension spasticity for example.



USER INFO	Size 1	Size 2	Size 3
User length:	ca. 120-145 cm	140-175 cm	170-200 cm

CHASSI	Manual size 1	Manual size 2	High/low size 1	High/low size 1
Chassi, width	53 cm	58 cm	55 cm	60 cm
Chassi, length	66 cm	79 cm	68 cm	79 cm
Height to seat part	42-52 cm	42-52 cm	38-65 cm	38-65 cm
Seat height	55-65 cm	55-65 cm	50-77 cm	50-77cm
Tilt	-5-30°	-5-30°	-5-30°	-5-30°
Hip/back angle	-10-25°	-10-25°	-10-25°	-10-25°
Wheels	100 mm	100 mm	100 mm	100 mm
Weight				
Clearance floor	90 mm	90 mm		
Max user weight	135 kg	135 kg	135 kg	135 kg

SEAT PART	Seat part size 1	Seat part size 1	Seat part size 1
Seat depth	285-365 mm	355-455 mm	425-525 mm
Seat width	380 mm	450 mm	510 mm
Width leg part incl cover	380 mm	450 mm	510 mm
	<b>Seat part divided sz 1</b>	<b>Seat part divided sz 2</b>	<b>Seat part divided sz 3</b>
Seat depth	280-360 (380) mm	370-450 (470) mm	450-530 (550) mm
Seat width	350-410 (480) mm	390-450 (520) mm	470-530 mm
Width leg part incl cover	165 mm	185 mm	200 mm

BACK	Back size 1	Back size 2	Back size 3
Back plate	450 mm	550 mm	650 mm
Lateral width	200-280 mm	240-330 mm	300-380 mm
Lateral depth	140 mm	170 mm	200 mm
Lateral support adj.	+/- 70 mm	+/- 70 mm	+/- 70 mm
Profile length	430 mm	530 mm	630 mm

FOOTREST	Footrest size 1	Footrest size 2	Footrest size 3
Profile length	300 mm	400 mm	500 mm
Measurement foot plate	345 x 225 mm	380 x 255 mm	380 x 310mm
	<b>Footrest divided size 1</b>	<b>Footrest divided size 1</b>	<b>Footrest divided size 3</b>
Profile length	300 mm	400 mm	500 mm
Measurement foot plate	160 x 220 mm	180 x 255 mm	180 x 305 mm

Reservation for changes



## High/low adjustable chassi

### Headrest

The three membered arm give an optimal adjustability. The headrest is also adjustable in height.

### Positioning

The mounting hardware for the harnesses is adjustable in height and sideways.

### Trunk support

Individually adjustable

### Height adjustable back part

To increase the postural control

The complete construction is in stainless steel.

Height adjustable by pump or electric.

### Footrest

A lot of different footrest to choose from.

*Picture shows:*

Zitzi Starfish Pro size 1-2 (divided seat part) with adjustable back and driving bow

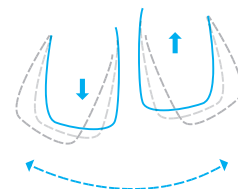


### Cover material

Zitzi Starfish Pro series is equipped with a pressure relieving material in the covers. The covers are developed especially for the use in hygiene situations and are both fluid- and dirty fair at the same time it is very pleasant for the skin.

### Adjustable leg parts

The leg parts can be adjustable stepless in length, width and in abduction/adduction individually. This is important to be able to get the most optimal seating position for the user at the same time it allows for the user to grow in the product. The seat part is open in the middle this allows for catheterisation.




## Accessories Starfish Pro



Headrest



Headrest long



Driving bow



Adjustable back and lateral support



Urine protection



Pot



Upper mounting brackets



Table



Footrest



Divided footrest swivel adapter



Calf support



Wheels



Sternum support



H-strap



Hip belt



Antirotation belt



Armband



Ankle holder



Armrest plate size 1



Armrest plate size 1



Foldable armrest



Armrest back profile



Medial and lateral extensions









**MMS**  
MEDICAL

 **Anatomic**  
**-SITT-**™

MMSMedical,  
51 East Gate Drive, Little Island, Cork. T: 021  
4618000 F: 021 4618099 E: [info@mmsmedical.ie](mailto:info@mmsmedical.ie)  
[www.mmsmedical.ie](http://www.mmsmedical.ie)  
[www.anatomicsitt.com](http://www.anatomicsitt.com)