



Anatomic M.S.I Seat

(Moulded Seat Insert)





Dynamical seating principles

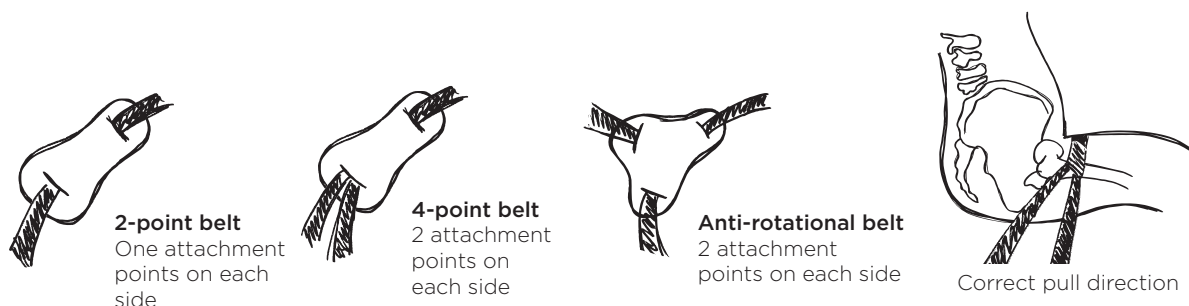
Step 1. Positioning of the pelvis and the legs

An integrated seat pocket helps facilitate activity, postural control, and reduces shear. Other systems using a flat surface leads inevitably to posterior tilt of the user's pelvis. In order to create optimal balance in the pelvis and a good basic position in the seating, one should be able to adjust the leg sections to adduction, and abduction or windswept.



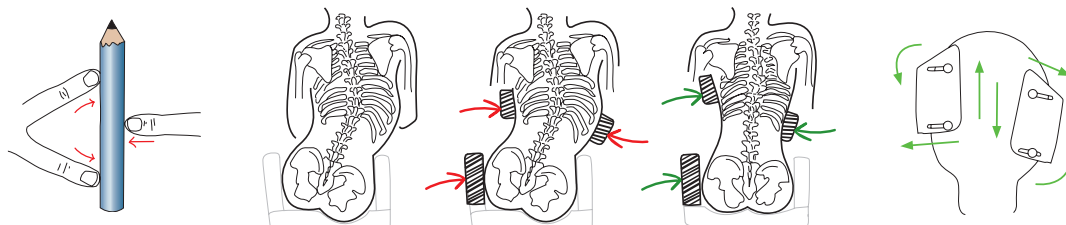
Step 2. Choosing the right hip belt

2-point hip belt is designed specifically for the user backward tipped pelvis. 4-point belt fits all types of users and is used for optimal positioning and fixation of the pelvis. We have four different sizes on our hip belts. What separates our belts is the bandwidth, tongue size and strap length. To choose the right size for each user you measure from each side of the hip.



Step 3. Positioning of the chest

Adjustable chest supports for better positioning of the body which reduces deformities. Good positioning of the chest leads to better head control and increases the opportunities for activity and alertness. We thus have the opportunity both to correct and maintain the positioning based on the conditions we face.

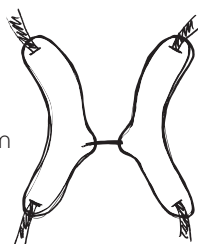


We have two different types of harnesses, Sternum Support and H-strap. The Sternum support and gives a concentrated support over the sternum. The H-strap provides support for both shoulders and torso. It is used when rotation and fits users who need good scolding the torso and shoulders. Is also suitable for users with eg. a button.



Sternum support

- Concentrated support of the sternum
- Prevent prolapse accession



H-strap

- Prevent rotation effectively
- Suitable for users with eg. a button

Step 4. Dynamic seat system/Flex-joint



Rigid supports are needed to create a functional, seated position. Dynamic supports offer controlled movement, variation, and dampen the effects of extension spasticity. Delfi Pro comes equipped with a flex-joint to counteract spasticity and offer a dynamic sitting.

Step 5. Positioning of the head/Example



Active forehead strap



HeadActive



Heads Up



Pro Serie





Solid craftsmanship complemented with new methods

New times provides new ways of thinking and new ways of thinking leads to new development opportunities. The idea is, as it has always been, to create resources that helps you prevent severe seating problems. The difference is that the production capabilities have improved, which in turn helps us manage both new and previous users better.

Many years of development resulted in Anatomic FoamCarve Seat. This complements our moulded anatomical M.S.I seat and its accessories with foam manufacturing technology. The FoamCarve Seat is a mix between positioning and pressure relief characteristics in the foam, as well as ease of re-ordering and flexibilities with this manufacturing process.

An individually shaped seat gives the possibility of a functional posture. Our goal is to give the user as good a seating position and social life as possible.

We offer two types of individual seats; Anatomic FoamCarve Seat and Anatomic M.S.I Seat, as well as individual backs and seat cushions.

The Anatomic M.S.I seat are used for people who:

can be corrected to some extent and need solid support and bracing to counter additional deformities.

The Anatomic FoamCarve seat used to those persons who:

are very pressure-sensitive and have high demands on pressure relief and comfort.





Anatomic Seats have been the backbone of the company since its start 1988. To date, we have manufactured more than 26,854 seats, meaning we have gained much knowledge pertaining to more advanced seating problems. The seats have undergone further development and improvements on all levels throughout the years, so that we can continue to provide even better products to both new and familiar users.

Why choose an Anatomic moulded seat from Anatomic SITT?

1. Long solid knowledge and experience.
2. Quick deliveries to the specified date.
3. Nothing is impossible. Special solutions are no obstacle.
4. Cooperation with consultant, occupational therapist and physiotherapist is an important component.
5. The preparatory work of investigation and problem location is essential for a good end result.



Anatomic Sits M.S.I support

1. Stabilizing / positioning
2. Sustainable materials
3. Many accessories.
4. Crash tested and approved
5. Fire tested acc. EN 1021-1 / 2



Individually designed
hygienic seat, removable
padding, height adjustable
headrest, seat with toilet
opening.



Anatomic FoamCarve Seat High pressure relief

1. High pressure relief
2. Sustainable materials
3. Many accessories
4. Coolmax-covers
5. After Ordering can be done without further testing.
6. Crash tested and approved
7. Fire tested acc. EN 1021-1 / 2



MMS Medical

51 East Gate Drive,

Little Island, Cork

Tel: 021 4618000

Email: info@mmsmedical.ie

www.mmsmedical.ie