



Modular wheelchairs and push support





Product range

Tailored to the individual requirements of the wheelchair user

Modular wheelchairs

Our modular product range includes the Roxx, Canto Nxt and Match. This flexible system is based on an easily adjustable basic frame that can be fitted with various interchangeable seats, wheel combinations, back-, foot-, arm- and headrests and other accessories. The result is a wheelchair that has a variety of settings, is comfortable to sit in and rides smoothly. A tailor-made wheelchair that can grow with the user, or be redeployed for a different user.

Matrixx seating system

You can set up optimal seating support using an individual combination of our modular wheelchairs and the right seating support elements. That is why Life & Mobility does not just develop

and produce optimally usable (and reusable) wheelchairs, but also the unique Matrixx seating system that provides solutions for almost all the functional disabilities of wheelchair users.

Push support

The Aura push support system provides the wheelchair companion with extra pushing power.

This brochure shows our product range of modular wheelchairs, including push support and the Blocker braking system. You can find more information about our seating support elements in the 'Matrixx seat system' brochure.

Modular wheelchairs

ROXX THE NEW ORIGINAL **The NEW Original**
The ultimate modular wheelchair.








CANTO NXT **Extra light and comfortable tilting**
A multifunctional tilt wheelchair.



match Always the perfect match
Chassis for selected seating system.



All modular wheelchairs, with the exception of the Match, can be fitted with the Matrixx seat system. More information? Go to www.life-mobility.com or ask your dealer for a brochure.

	Seat system	Push support
		
	✓	—
	✓	✓
	—	✓

Roxx - the NEW original -

The ultimate modular wheelchair


A new era demands a new standard. With an eye for users now and in the future, we have made further improvements to the first ever modular wheelchair: Roxx - the NEW original -. This 2nd-generation Roxx allows you as the professional to fulfil all of your clients' mobility requirements. The multi-adjustable frame is the basis for powered and structural applications; the stable base frame can be fitted with a variety of wheel combinations, Matrixx-seats, -backrests, -leg supports and propulsion systems. The result is a sustainable wheelchair that has a variety of settings, is comfortable to sit in, rides smoothly and, thanks to the unique oval frame tubes, looks great.

Blocker braking system

Our unique Blocker braking system on the Roxx - the NEW original - takes the intuitive actions of people into account. It protects people who can still stand up themselves, but sometimes forget to put the wheelchair brakes on when doing so. The Blocker braking system automatically blocks the wheelchair when the user stands up. This reduces the likelihood of falls, or even prevents them altogether. Life & Mobility thinks of everyone.

ROXX
THE NEW ORIGINAL

MATRIX
SEAT SYSTEM



BLOCKER

The Roxx summarised

- Customisable for everyone; regardless of physical size and state of health, the new Roxx can be accurately customised to meet any individual's requirements
- Multi-adjustable base frame for all powered and structural applications; the stable base frame, fixed or foldable, can be fitted with a variety of wheel combinations, Matrixx-seats, -backrests and -leg supports
- Removable or foldable armrests make transfers simple
- The handling characteristics of the wheelchair can be adjusted according to the user's requirements
- Generous leg and foot space under the seat allows users to use their feet in a variety of ways
- The Roxx has a high quality standard. The strong and oval frame tubes make the wheelchair suitable for users up to 160 kg. The Roxx has also passed crash tests and has taxi fixation points





Canto Nxt

Extra light and comfortable tilting

The Canto Nxt is a wheelchair with a multifunctional tilting frame and with options for modular extensions. This allows for a comfortable tilt wheelchair with simple settings and optimal ease of operation, where safety aspects play a central role. The multi-adjustable frame is the basis for powered and structural applications; the stable base frame can be fitted with a variety of wheel combinations, Matrixx-seats, -backrests, -leg supports and propulsion systems.

CANTO^{nxt}

MATRIXx
SEAT SYSTEM



Manual wheelchair



Push wheelchair



The Canto Nxt summarised

- Individually customised solution; regardless of the weight (max 150 kg), physical size and state of health of the individual user
- Multifunctional, modular tilting frame for powered and structural applications; the base frame can be fitted with a variety of wheel combinations, Matrixx-seats, -backrests, -leg supports, the Kelvin Comfort seat element and Aura push support
- The open frame allows the lower legs to move freely. In addition, the seating height can be set low, which makes moving forward easier
- Low rolling resistance ensures a light ride. Good news for both the occupant and the wheelchair companion
- Lightly operated seating angle tilt of 30 degrees, both with or without occupant
- Option for one-time adjustable or continuously adjustable back angle
- In order to guarantee safety, anti-tipping supports are fitted as standard
- The handling characteristics of the wheelchair can be adjusted according to the user's requirements
- Crash-test safe; approved for safe travel in taxis
- Available in push and self-riding models





Match

Always the perfect match

The era of randomly combining a chassis and seating system is over. We believe that the combination of the chassis and the selected seating element should come together to form a well-considered whole that is also crash-test safe. That is the Match with a seating system.

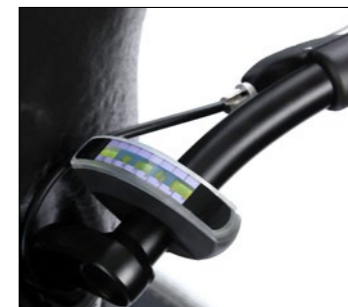
match



Push wheelchair



Manual wheelchair



The Match summarised

- The combination of the Match with a chosen number of seating systems is CE certified and crash-test safe
- Available in push and self-riding models
- Personally adjustable and replicable seating angle, thanks to the clever seating angle indicator
- Easily and lightly adjustable seating angle from -5° to 30°
- Seating angle tilt can be limited, both forwards and backwards
- The tilt of the chair is light to adjust, both with and without an occupant

- Large seating height range, starting at 300 mm
- Brake pedals accessible and easy to operate from all sides
- Position of balance point adjustable, regardless of the available seating support.
- Feet and legs have plenty of room, thanks to the adjustable track width of the front wheels
- Always an ergonomic pushing posture thanks to the adjustable height of the pushing handles
- Push wheelchair can be fitted with Aura push support



Aura

A helping hand

Stay active, move more freely, go out together; the Aura lends a helping hand. This electric powered push support on the Canto Nxt and Match makes it a lot easier to move the wheelchair. Very handy, especially if the wheelchair companion is also disabled. The Aura increases mobility significantly, so the user and companion can easily go out together!

	Modular wheelchairs		
	ROXX THE NEW ORIGINAL	CANTO Nxt	match
Push support AURA	—	✓	✓

AURA



The Aura summarised

- Ergonomic control unit:
 - throttle lever with forward and backward function
 - choose to operate controls on the left or the right
 - rotating knob with off setting, 4 (adjustable) speeds and indoor setting
 - clearly visible and reliable battery indicator
- Integrated motors in the rear wheels
- Controllable uphill and downhill
- Automatic parking lock when the throttle is released
- Advanced electronic controls and a light Lithium-ion battery mounted on the chassis and on the back tube
- Large range (18 km)
- User-friendly and maintenance-friendly components



MMS Medical
51 East Gate Drive,
Little island,
Cork

Tel : 021 4618000
Email : info@mmsmedical.ie
www.mmsmedical.ie