

Play active combinations with...

Helix™



Active Configurations...

Adjustable seat and back height, seat depth, centre of gravity and seat angle, combined with length adjustable armrests and angle adjustable footplates optimises ergonomics for active use.

Active Options...

Broad range of active and clinical options, including hemiplegic specification. Angle adjustable and reclining backs and comfort seating as options.

... with Efficient Fleet Management

Durable and reliable aluminium design. Common parts and accessories across entire BasiX, RubiX, HeliX and RelaX² family. "XL" model with four arm cross brace can accommodate clients up to 160kg.



Adjustable seat depth from 41 to 51cm. Up to 7.5cm rear wheel centre of gravity adjustment enabling easy turning and better performance (standard feature)



Tension adjustable back sling and back height adjustment from 35-50cm for optimal active ergonomics and comfort (standard feature)



Angle adjustable back to match active and semi-active user requirements (standard feature)



Choice of active and adjustable armrests and side guards



Choice of lightweight stylish wheels, castors and tyres for the active user



Standard three arm cross brace for rigidity, easy folding and driving performance. XL 160kg version has four arm heavy duty cross brace.

The configurable active chair designed for efficient fleet use



One piece swing-away active footboard for style and improved legrest rigidity with easy transfer (option)



Two hanger options (70°/80°) to match client needs (leg position, length of chair)



Height adjustable offset push-handles (option)



Footplate is angle (+/- 15 °), depth and height adjustable (standard feature)



Seat height and camber adjustment via rear axle plate, castor housing and fork (standard feature)



Wide range of Jay J3 backs and full Jay cushion range (option) for optimal active ergonomics and positioning



Choice of five colours



Amputee support (option)



Tray options available. Slide-on and swing-away (pictured, option)

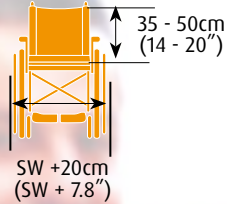
Helix™



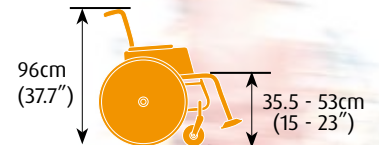
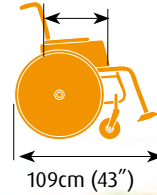
Helix™



38 - 52cm (15 - 20.5")



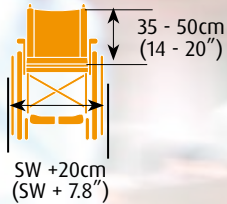
41 - 51cm (16 - 20")



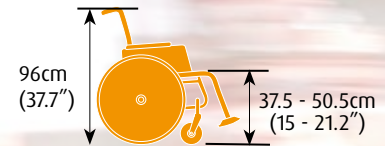
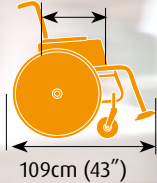
Helix™ XL



52 - 60cm
(20.5 - 23.5")



41 - 51cm (16 - 20")



Technical data sheet

Folded width:	32cm (12.5")	Max. weight:	> 15.3kg
Upholstery colour:	black	Max. weight XL:	> 16.3kg
Approved user weight:	125kg / XL version 160kg	Transit tested to ISO 7176 Part 19 and passed	Yes

For further information on the full specification, options and accessories, please refer to the order form.
All information is subject to change without notification. Please consult Sunrise Medical with any queries you may have.
If you are visually impaired, this document can be viewed in PDF format at www.SunriseMedical.com or alternatively is available on request in large text.



Sunrise Medical Limited

High Street, Wollaston
Stourbridge
West Midlands
DY8 4PS
Tel: +44 (0) 1384 44 66 66
Fax: +44 (0) 1384 44 66 44
www.SunriseMedical.com