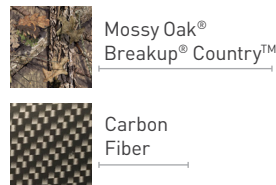





COLOR OPTIONS



HYDROGRAPHIC OPTIONS



FABRIC OPTIONS



SPECIFICATIONS

Maximum User Weight	300 lbs
Maximum Speed	6 mph 5 mph <i>without anti-tippers</i>
Range	13 mi*
Base Width	24"
Base Length	40" <i>with anti-tippers</i> 36" <i>without anti-tippers</i>
Minimum Turning Radius	26.5"
Ground Clearance	3"
Recommended Battery Type	Group 34 & Group 24
Weight Including Batteries	386 lbs with Group 34 405 lbs with Group 24
Drive Electronics	R-Net 120A

Seat-to-Floor Height	17.5", 18.5", 19.5"
Optional Seat Elevator	12"
Tilt Options	0° – 50° <i>Posterior</i> 5°, 10°, 20° & 30° <i>Anterior</i>
Recline Options	85° – 120° (manual) 85° – 180° (power)
Legrest Angle	85° – 170°
Backrest Height	20", 23" – 28" (by 1" incr.)
Seat Depth	14" – 22" (by 1" incr.)
Seat Width	17", 19", 21", 23"
Armrest Pad Lengths	10", 13", 16", 18"

**Specifications may vary based upon configuration.*

**Actual driving range will vary based on driving and battery conditions.*

permobil
POWER WHEELCHAIRS

SMALL FOOTPRINT
BIG IMPACT




F3
Corpus

F3 *Corpus*

The F3 Corpus proves that small things can pack a big punch. The F3 takes full advantage of Permobil's Corpus® Seating System and Active Reach™ technology to deliver a full range of seating functions including up to 12" of elevation and 30° of anterior tilt. Combine all that with its compact size, the F3 Corpus puts you ahead of the curve.



Up to 12" of seat elevation, even while driving.



Ground-breaking design of the compact 36" base allows for a lower center of mass for greater stability.



CORPUS® SEATING SYSTEM

85°-170° LEGREST ELEVATION
180° POWER RECLINE

50° POSTERIOR TILT
30° ANTERIOR TILT

30° ANTERIOR TILT

Horizontally opposed adjustable suspension for enhanced ride comfort.

